

PURPOSE MLP & INFRASTRUCTURE INCOME FUND



THE IDEA

Generate income and gain portfolio diversification through a concentrated, actively managed portfolio of energy-focused MLPs.

	CAD	USD
SERIES F	LGQ427	LGQ4278
MGMT FEE	1.35%	1.35%
SERIES A	LGQ425	---
MGMT FEE	2.10%	---

DISTRIBUTION YIELD

11.56%

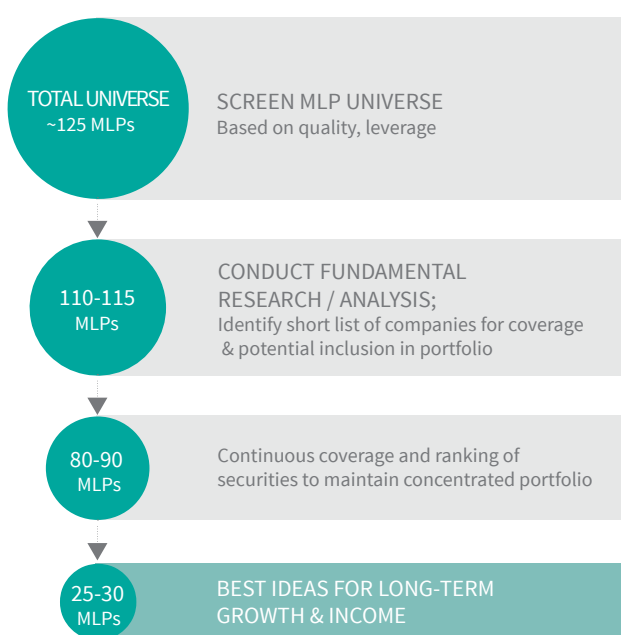
MY PURPOSE

1. Diversify my equity-income portfolio with a less correlated source of attractive yield
2. Benefit from the high-growth potential of the energy sector while reducing my exposure to commodity-price volatility with a high-quality basket of US energy MLPs

KEY HIGHLIGHTS

- Exclusive access to a concentrated portfolio focused on US MLPs involved in the marketing, transportation, storage and processing of energy products
- Strong diversification and lower risk with assets that have historically low correlation to other asset classes and commodity prices
- Tax-efficient corporate class structure
- Active management with a focus on fundamental analysis to identify MLPs with the best value and growth potential

INVESTMENT PROCESS



FUND MANAGER

OFI STEELPATH INC.
 OFI SteelPath, Inc. (SteelPath) is an SEC-registered investment advisor which began operations in 2004 specializing in master limited partnership (MLPs) investments through hedge funds. In August 2009, SteelPath closed their hedge fund and began offering separately managed accounts. In 2010, SteelPath launched the first open-ended MLP mutual funds. On December 3, 2012, OppenheimerFunds, Inc. acquired the assets of SteelPath Capital Management, LLC and SteelPath Fund Advisors, LLC. As of March 31, 2018, OFI SteelPath managed \$9.1 billion of assets through mutual funds, separately managed accounts and limited partnerships.

PORTFOLIO BREAKDOWN

TOP HOLDINGS

AS OF DEC 31, 2018

Enterprise Prods Partners LP	8.57%
Genesis Energy LP	8.43%
Energy Transfer LP	8.32%
MPLX LP	7.95%
Western Gas Partners LP	7.40%
TC Pipelines LP	6.73%
Holly Energy Partners L.P	5.74%
Crossamerica Partners LP	5.36%
USA Compression Partners LP	4.83%
Buckeye Partners LP	4.66%
Enlink Midstream Partners LP	4.45%
Transmontaigne Partners LP	4.06%
Dcp Midstream LP	3.75%
Nustar Energy L.P	3.63%
Ngl Energy Partners LP	3.44%
GlobalPartners LP/Ma	3.24%
Magellan Midstream Partners LP	3.06%
Cnx Midstream Partners LP	2.88%
Summit Midstream Partners LP	1.79%
Martin Midstream Partners LP	1.71%

PERFORMANCE

FX HEDGED, AS OF DEC 31, 2018

INCEPTION DATE: NOV 05, 2014

SERIES	1 MONTH	3 MONTH	6 MONTH	YTD	1 YEAR	3 YEAR	SINCE INCEPTION
F	-10.34%	-16.32%	-11.68%	-18.11%	-18.11%	-4.77%	-11.72%
A	-10.34%	-16.46%	-12.02%	-18.86%	-18.86%	-5.49%	-12.40%


GROWTH OF \$1,000

AS OF DEC 31, 2018



GEOGRAPHIC BREAKDOWN

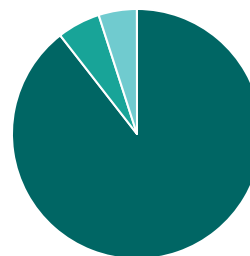
AS OF DEC 31, 2018



UNITED STATES
100.00%

SECTOR BREAKDOWN

AS OF DEC 31, 2018



OIL & GAS STORAGE & TRANSPORTATION
89.48%

OIL & GAS REFINING & MARKETING
4.96%

OIL & GAS EQUIPMENT & SERVICES
5.56%

Commissions, trailing commissions, management fees and expenses all may be associated with mutual fund investments. Please read the prospectus before investing. The indicated rate of return is the historical annual compounded total return including changes in share/unit value and reinvestment of all distributions and does not take into account sales, redemption, distribution or optional charges or income taxes payable by any securityholder that would have reduced returns. Mutual funds are not guaranteed, their values change frequently and past performance may not be repeated.