

A woman with dark hair is lying in a striped hammock in a sun-dappled forest. She is looking towards the right, and a tablet is resting on her lap. The background is a soft-focus view of tall trees and green foliage, with warm sunlight filtering through the canopy.

PURPOSE HIGH INTEREST CASH SOLUTIONS

An investor's essential

Purpose
INVESTMENTS

Where thoughtful
Canadians invest.

High interest savings anytime you need it

Get the best-in-class yield for a cash deposit product;

Via preferred rates negotiated with Canada's big banks.



NO
BRAINER



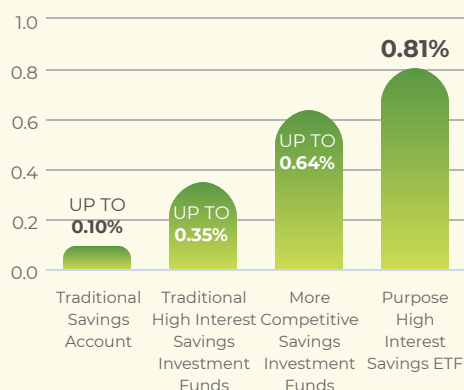
LOW RISK



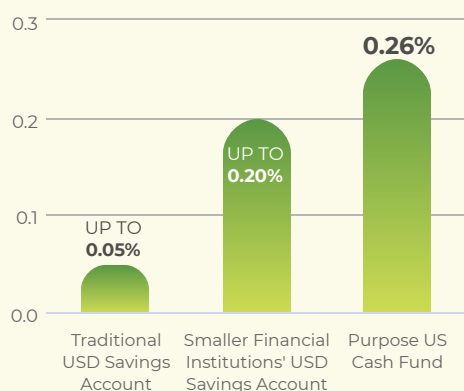
INCOME

FUND NAME	TICKER/FUND CODE	CURRENCY	MGMT FEE	CURRENT NET YIELD
Purpose High Interest Savings ETF	ETF Ticker: PSA	Canada	0.15%	0.81%
Purpose Money Market Fund	Series F: PFC2001	Canada	0.20%	0.75%
	Series A: PFC2000		0.45%	0.47%
Purpose US Cash Fund	ETF Ticker: PSU.U	United States	0.15%	0.26%
	Series F: PFC7701			

High interest rate Canada

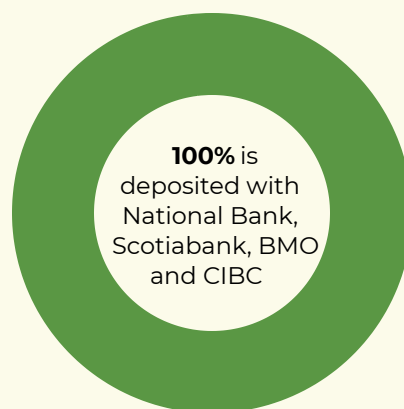


USA



Source: Purpose Investments

Safe deposit partners



— Canada's big banks

Easy to use



No lock-up periods



No minimum balances



Daily liquidity (T+1)



Bulk tradeable



No hidden fees

Great cash rates and stable NAV

AS AT FEB 28, 2022

Canada

FUND	1M	3M	YTD	1Y	3Y	5Y	RETURN	VOL	MER
PSA	0.04%	0.15%	0.09%	0.59%	1.16%	1.28%	1.23%	0.06%	0.17%
PFC2001	0.04%	0.13%	0.08%	0.53%	--	--	1.08%	0.21%	0.21%
PFC2000	0.02%	0.06%	0.04%	0.26%	--	--	0.81%	0.18%	0.47%

USA

FUND	1M	3M	YTD	1Y	3Y	5Y	RETURN	VOL	MER
PSU.U	0.02%	0.07%	0.04%	0.26%	0.90%	1.12%	1.00%	0.11%	0.17%
PFC7701	Performance data cannot be shown until 1 year after inception								

Managed By Purpose Investments

Commissions, trailing commissions, management fees and expenses all may be associated with investment funds. Please read the prospectus before investing. If the securities are purchased or sold on a stock exchange, you may pay more or receive less than the current net asset value. The indicated rates of return are the historical annual compounded total returns including changes in share/unit value and reinvestment of all distributions and do not take into account sales, redemption, distribution or optional charges or income taxes payable by any securityholder that would have reduced returns. Investment funds are not guaranteed, their values change frequently and past performance may not be repeated.

