

PURPOSE GLOBAL DIVERSIFIED ETF FUND



THE IDEA

Exploit the advantages of ETFs to achieve broad portfolio diversification.

CLASS F **PFC3501**
MGMT FEE **0.50%**

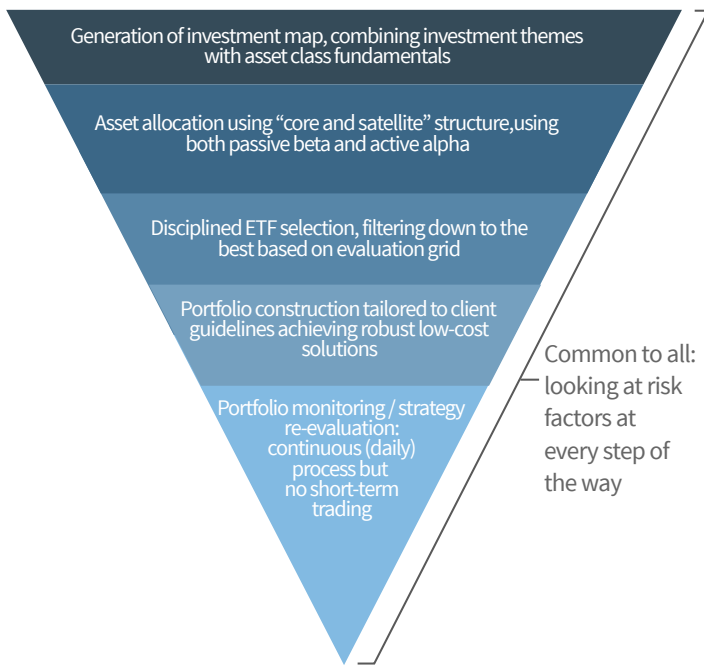
MY PURPOSE

1. A standalone solution that diversifies across asset classes, investment styles and geographies.
2. Gain access to alternative investments to reduce correlation to traditional markets.

KEY HIGHLIGHTS

- An open-architecture platform that spans the global ETF universe allows for optimal positioning while simultaneously reducing costs
- A multi-dimensional, institutional approach that combines various factors of diversification among traditional investments with alternatives
- Managed by a veteran and disciplined team of portfolio managers that have extensive experience in the use of ETFs

PORTFOLIO SELECTION PROCESS



SUBADVISOR



FNB Capital Asset Management is a Montreal-based ETF strategist managing various global balanced mandates. Portfolio management duties are handled by a veteran team with more than 60 years of money management experience. The firm is known for its risk-focussed investment philosophy and strives for a dual goal of attractive returns and low volatility.

PORTFOLIO STATISTICS

AS OF DEC 31, 2018

Yield to Maturity (%)	2.90%
Duration (yrs)	5.2
Cash Yield (%)	3.10%
Investment Grade	93.40%
Corporate	34.40%

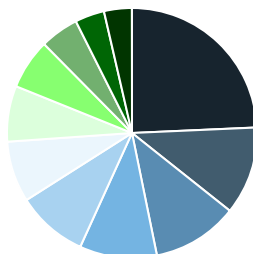
PORTFOLIO BREAKDOWN TOP 10 HOLDINGS

AS OF DEC 31, 2018

iShares Core Canadian Universe Bond Index ETF	8.65%
BMO S&P/TSX Capped Composite ETF	5.26%
iShares Core MSCI EAFE ETF	4.77%
Schwab U.S. Broad Market ETF	3.93%
iShares Floating Rate Index ETF	2.60%
Horizon S&P/TSX 60 Index ETF	2.12%
Vanguard Value ETF	1.74%
iShares Core S&P Mid Cap ETF	1.58%
iShares Gold Trust ETF	1.54%
Mackenzie US TIPS Index	1.37%

SECTOR BREAKDOWN

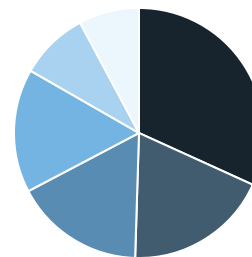
AS OF DEC 31, 2018



- FINANCIALS 24.30%
- INDUSTRIALS 11.40%
- ENERGY 11.10%
- INFORMATION 10.00%
- TECHNOLOGY 10.00%
- CONSUMER DISCRETIONARY 9.20%
- HEALTH CARE 7.90%
- MATERIALS 7.20%
- CONSUMER STAPLES 6.50%
- TELECOMMUNICATION SERVICES 5.00%
- REAL ESTATE 3.80%
- UTILITIES 3.60%

ASSET CLASS BREAKDOWN

AS OF DEC 31, 2018



- FIXED INCOME 31.80%
- CANADIAN EQUITIES 18.70%
- INTERNATIONAL EQUITIES 16.80%
- USEQUITIES 16.00%
- CASH 8.90%
- ALTERNATIVE STRATEGIES 7.80%

Commissions, trailing commissions, management fees and expenses all may be associated with mutual fund investments. Please read the prospectus before investing. The indicated rate of return is the historical annual compounded total return including changes in share/unit value and reinvestment of all distributions and does not take into account sales, redemption, distribution or optional charges or income taxes payable by any securityholder that would have reduced returns. Mutual funds are not guaranteed, their values change frequently and past performance may not be repeated.