

# PURPOSE EMERGING MARKETS DIVIDEND FUND



## THE IDEA

Tap into the growth potential of emerging markets with a strategy designed to minimize risk and generate income through dividends.

**DISTRIBUTION YIELD**  
2.61%

ETF CLASS	<b>REM</b>
MGMT FEE	0.90%
CLASS F	<b>RAM244</b>
MGMT FEE	0.90%
CLASS A	<b>RAM204</b>
MGMT FEE	1.90%

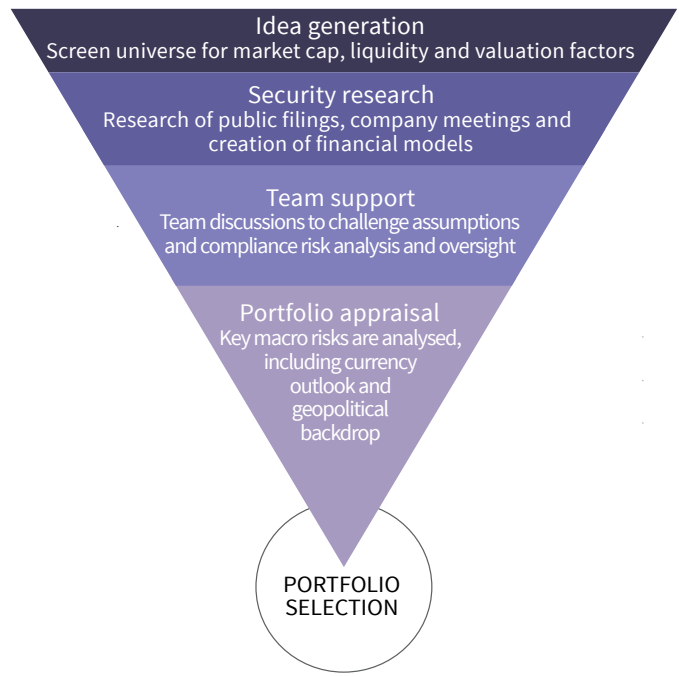
## MY PURPOSE

1. Diversify my equity income portfolio with exposure to high-quality companies in emerging markets
2. Generate income and maximize my potential for capital growth

## KEY HIGHLIGHTS

- A relatively concentrated portfolio diversified across sectors and regions, including Asia, Africa, Central Europe and South America
- Investment process highlights businesses that can sustain above-average returns with dividend and free-cash flow growth
- Active and experienced manager to help navigate the complex world of emerging markets

## INVESTMENT PROCESS



## SUBADVISOR

**SOMERSET CAPITAL MANAGEMENT LLP**

Somerset is a specialist manager with a sole focus on global emerging markets.

A pioneer in dividend investing in emerging markets, Somerset's active approach and focus on downside protection provide Canadians with a unique way to participate in the high growth and diversification benefits of emerging markets, with lower volatility.

## PORTFOLIO STATISTICS

AS OF DEC 31, 2018

Number of Holdings	44
P/E Ratio	8.94 x
P/B Ratio	2.32 x
P/CF Ratio	6.37 x
Dividend Yield (Gross)	2.05%
Avg. Market Cap (\$BIL)	69.04

## PORTFOLIO BREAKDOWN TOP 25 HOLDINGS

AS OF DEC 31, 2018

iShares MSCI India ETF	10.04%
iShares India 50 ETF	6.98%
OTP Bank Nyrt	4.88%
SK Hynix Inc.	4.65%
Samsung Electronics Co Ltd	4.28%
AMBEV SA	4.26%
Porto Seguro SA	3.37%
Sanlam Ltd.	2.88%
MOL Hungarian Oil & Gas PLC	2.82%
AIA Group Ltd	2.61%
First Abu Dhabi Bank PJSC	2.58%
Transocean Ltd	2.57%
X5 Retail Group NV	2.56%
Samsung Fire & Marine Insurance Co Ltd	2.45%
Coca-Cola HBC AG	2.32%
iShares MSCI Russia ADR/GDR UCITS ETF	2.24%
Tencent Holdings Ltd	2.21%
iShares MSCI Russia ADR	2.16%
Cia Cervecerias Unidas SA	2.07%
CNOOC Ltd	1.94%
Henderson Land Development Co Ltd	1.91%
AKR Corporindo Tbk PT	1.72%
Powszechny Zaklad Ubezpieczen SA	1.49%
Alpha Bank Ae	1.48%
Taiwan Semiconductor Manufacturing Co Ltd	1.47%

## PERFORMANCE

AS OF DEC 31, 2018

INCEPTION DATE (ETF): AUG 18, 2017

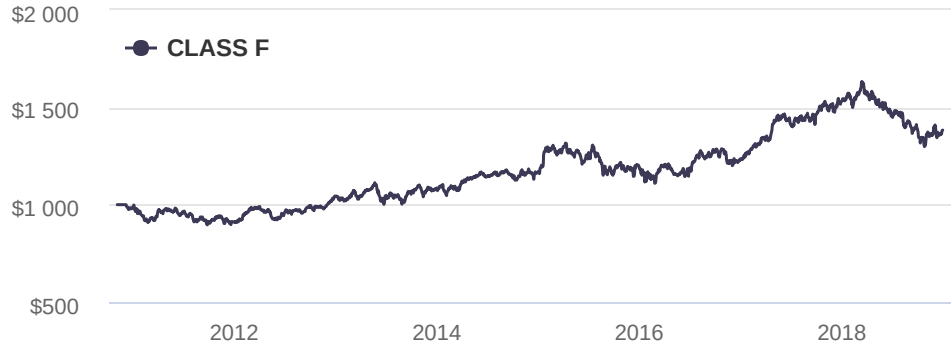
INCEPTION DATE (F): NOV 05, 2010

INCEPTION DATE (A): NOV 05, 2010

CLASS	1 MONTH	3 MONTH	6 MONTH	YTD	1 YEAR	3 YEAR	5 YEAR	SINCE INCEPTION
ETF	-0.48%	-1.01%	-5.61%	-9.59%	-9.59%	N/A	N/A	-2.65%
F	-0.47%	-0.99%	-5.57%	-9.53%	-9.53%	4.94%	5.02%	4.06%
A	-0.58%	-1.30%	-6.15%	-10.61%	-10.61%	3.80%	3.88%	2.99%

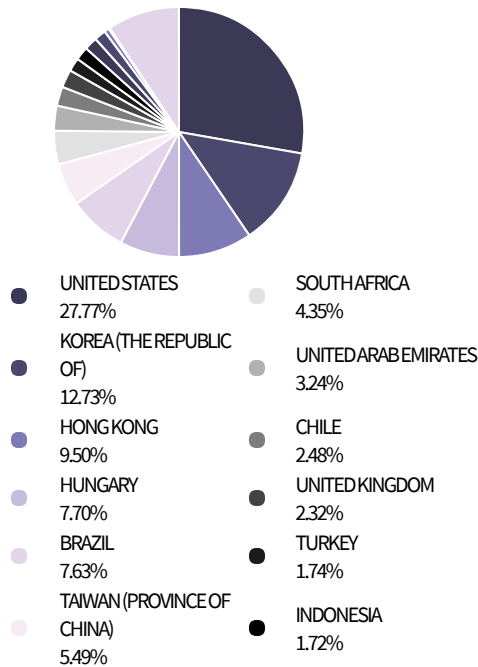
## GROWTH OF \$1,000

AS OF DEC 31, 2018



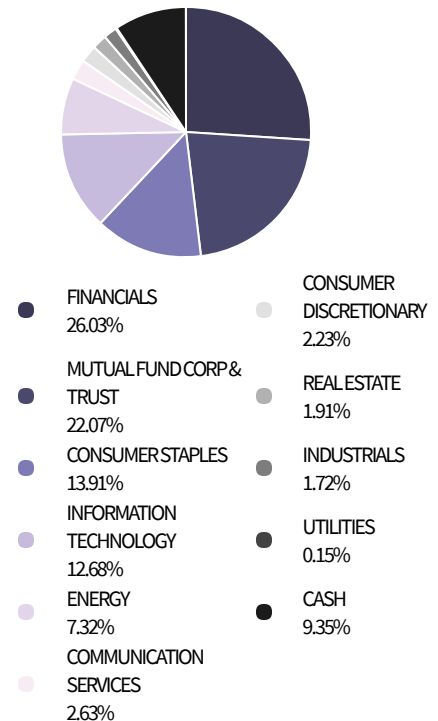
## GEOGRAPHIC BREAKDOWN

AS OF DEC 31, 2018



## SECTOR BREAKDOWN

AS OF DEC 31, 2018



Commissions, trailing commissions, management fees and expenses all may be associated with mutual fund investments. Please read the prospectus before investing. The indicated rate of return is the historical annual compounded total return including changes in share/unit value and reinvestment of all distributions and does not take into account sales, redemption, distribution or optional charges or income taxes payable by any securityholder that would have reduced returns. Mutual funds are not guaranteed, their values change frequently and past performance may not be repeated.