

# PURPOSE CANADIAN PREFERRED SHARE FUND

**PURPOSE**  
INVESTMENTS

## THE IDEA

Diversify my income sources with an actively managed portfolio of Canadian preferred shares.

## DISTRIBUTION YIELD

5.43%

## MY PURPOSE

1. Enhance my portfolio diversification with exposure to Canadian preferred shares
2. Generate high-quality, tax-efficient income and lower overall portfolio risk through an actively managed strategy

ETF CLASS **RPS**  
MGMT FEE 0.75%

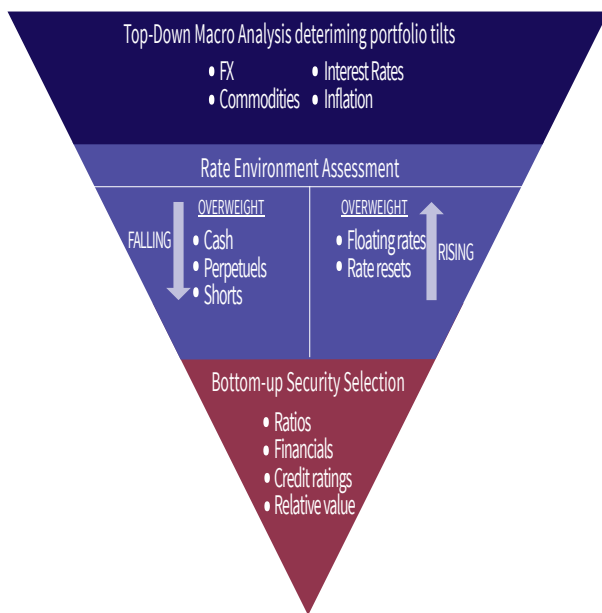
CLASS F **RAM222**  
MGMT FEE 0.75%

CLASS A **RAM202**  
MGMT FEE 1.75%

## KEY HIGHLIGHTS

- A diversified portfolio of Canadian preferred shares from predominantly investment-grade issuers
- Active focus on capital protection to reduce risk
- Fundamental investment process includes both top-down macro-economic analysis and bottom-up stock selection
- Tax-efficient monthly distributions

## INVESTMENT PROCESS



## PORTFOLIO MANAGER



**SANDY LIANG, CFA**

Sandy Liang says thinking like a lender makes for better corporate bond investments. Sandy has more than 25 years of experience managing credit investments. He spent 17 years on Wall Street, leading fixed income for Cobalt Capital Management, and as a Senior Managing Director at Bear, Stearns & Co., where he was voted to Institutional Investor Magazine's All-America Fixed Income Research Team for seven consecutive years.

## PORTFOLIO STATISTICS

AS OF DEC 31, 2018

Yield to Maturity (%)	5.29%
Coupon Rate (%)	5.24%
Duration (yrs)	1.63

## RATING PROFILE

AS OF DEC 31, 2018

A	49.86%
BBB	45.54%
BB	0.60%
B	1.02%
Cash or cash equivalent	2.98%

## TERM STRUCTURE

AS OF DEC 31, 2018

0 - 1 Year	96.00%
5 - 10 Years	1.02%
Cash or cash equivalent	2.98%

## PORTFOLIO BREAKDOWN

### TOP 10 HOLDINGS

AS OF DEC 31, 2018

Toronto Dominion Bank Non Cum 5 Yr Rate Pfd Ser 3
Royal Bank Of Canada Non Cum 5 Yr Reset Pfd Ser Az
Royal Bank Of Canada Non Cum 5Yr Rate Reset Pfd
Toronto Dominion Bank Non Cum 5 Year Reset Pfd Ser 5
Transcanada Corp Cum Red First Pfd Ser 9
Transcanada Corp Cum Red First Pfd Ser 7
Pembina Pipeline Corp Cum Red Rate Reset Cl A Pfd 3
Enbridge Inc Cum Red Pfd Ser 11
Toronto Dominion Bank Non Cum 5 Yr Rate Reset Pfd
Brookfield Asset Mgmt Inc Cum Cl A Pfd Ser 40

## PERFORMANCE

AS OF DEC 31, 2018

INCEPTION DATE (ETF): MAR 15, 2017

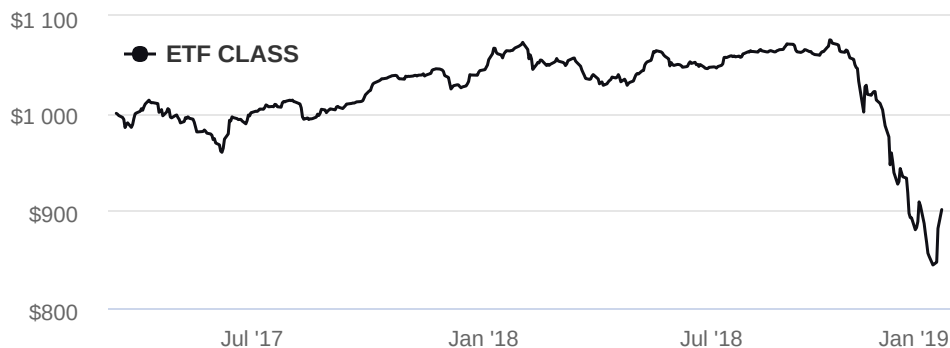
INCEPTION DATE (F): AUG 24, 2007

INCEPTION DATE (A): OCT 29, 2004

	CLASS	1 MONTH	3 MONTH	6 MONTH	YTD	1 YEAR	3 YEAR	5 YEAR	10 YEAR	SINCE INCEPTION
ETF	-3.61%	-15.25%	-13.95%	-13.67%	-13.67%	N/A	N/A	N/A		-5.63%
F	-3.60%	-15.25%	-13.93%	-13.63%	-13.63%	3.07%	4.82%	9.94%		4.72%
A	-3.68%	-15.43%	-14.29%	-14.34%	-14.34%	2.01%	3.70%	9.00%		5.69%

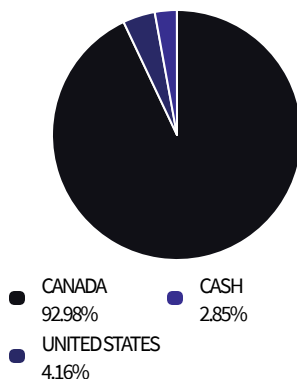
## GROWTH OF \$1,000

AS OF DEC 31, 2018



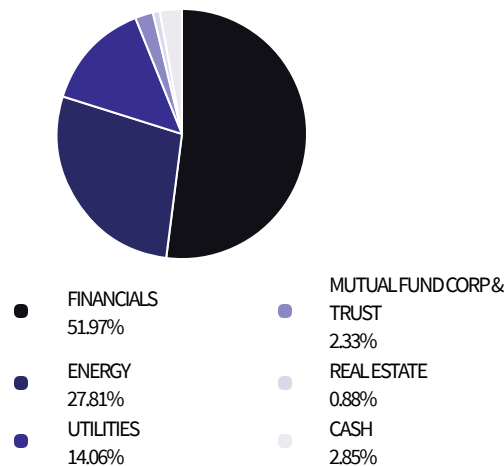
## GEOGRAPHIC BREAKDOWN

AS OF DEC 31, 2018



## SECTOR BREAKDOWN

AS OF DEC 31, 2018



Commissions, trailing commissions, management fees and expenses all may be associated with mutual fund investments. Please read the prospectus before investing. The indicated rate of return is the historical annual compounded total return including changes in share/unit value and reinvestment of all distributions and does not take into account sales, redemption, distribution or optional charges or income taxes payable by any securityholder that would have reduced returns. Mutual funds are not guaranteed, their values change frequently and past performance may not be repeated.