

PURPOSE CANADIAN FINANCIAL INCOME FUND



THE IDEA

Own income-generating Canadian financials with reduced risk.

DISTRIBUTION YIELD
5.13%

ETF SERIES	BNC
MGMT FEE	0.55%
SERIES F	PFC2401
MGMT FEE	0.55%
SERIES A	PFC2400
MGMT FEE	1.55%

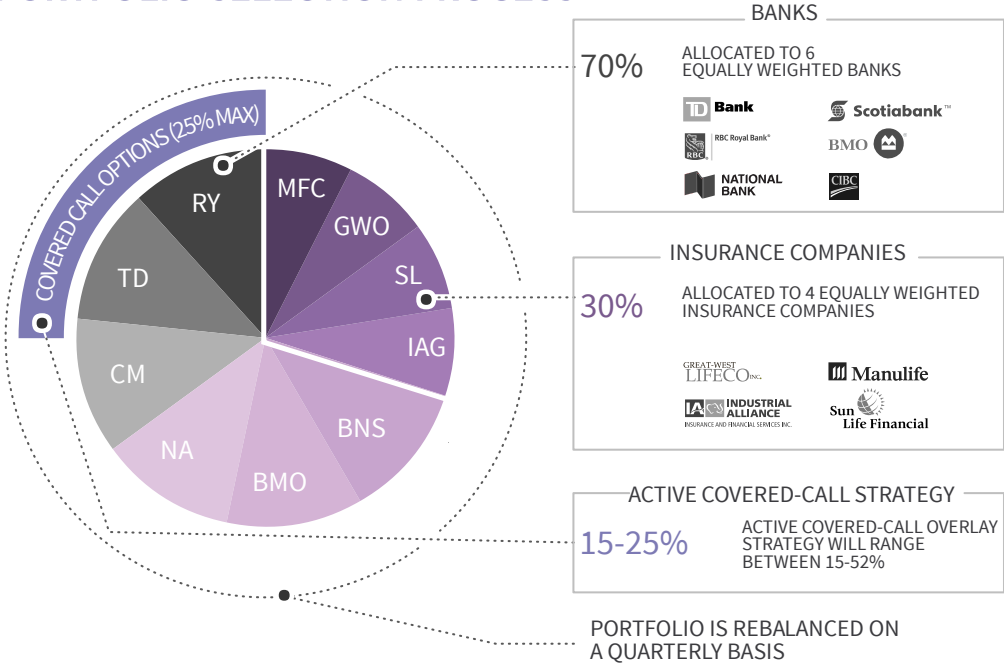
MY PURPOSE

1. Complement my equity income portfolio with exposure to large Canadian banks and life insurance companies
2. Generate enhanced income through a covered-call strategy

KEY HIGHLIGHTS

- Concentrated portfolio of the big six Canadian banks and four Canadian life insurance companies
- Active covered-call strategy on up to 25% of the portfolio to generate additional income and reduce risk
- Tax-efficient corporate class structure

PORTFOLIO SELECTION PROCESS



PORTFOLIO STATISTICS

AS OF DEC 31, 2018

Number of Holdings	26
P/E Ratio	10.44 x
P/B Ratio	1.78 x
P/CF Ratio	11.42 x
Dividend Yield (Gross)	3.78%
Avg. Market Cap (\$BIL)	70.92

PORTFOLIO BREAKDOWN

TOP 10 HOLDINGS

AS OF DEC 31, 2018

Bank of Nova Scotia	11.67%
Royal Bank of Canada	11.64%
National Bank of Canada	11.21%
Toronto-Dominion Bank	11.19%
Canadian Imperial Bank of Commerce	10.72%
Bank of Montreal	10.59%
Great-West Lifeco Inc	7.31%
Manulife Financial Corp	7.21%
Industrial Alliance Insurance & Financial Services Inc	7.13%
Sun Life Financial Inc	7.11%

PERFORMANCE

AS OF DEC 31, 2018

INCEPTION DATE: OCT 26, 2016

SERIES	1 MONTH	3 MONTH	6 MONTH	YTD	1 YEAR	SINCE INCEPTION
ETF	-7.13%	-11.36%	-8.74%	-10.78%	-10.78%	3.53%
F	-7.14%	-11.36%	-8.75%	-10.77%	-10.77%	3.54%
A	-7.21%	-11.59%	-9.23%	-11.72%	-11.72%	2.42%

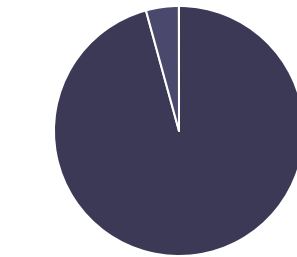
GROWTH OF \$1,000

AS OF DEC 31, 2018



GEOGRAPHIC BREAKDOWN

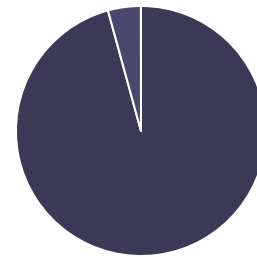
AS OF DEC 31, 2018



● CANADA 95.75%
● CASH 4.25%

SECTOR BREAKDOWN

AS OF DEC 31, 2018



● FINANCIALS 95.75%
● CASH 4.25%

Commissions, trailing commissions, management fees and expenses all may be associated with mutual fund investments. Please read the prospectus before investing. The indicated rate of return is the historical annual compounded total return including changes in share/unit value and reinvestment of all distributions and does not take into account sales, redemption, distribution or optional charges or income taxes payable by any securityholder that would have reduced returns. Mutual funds are not guaranteed, their values change frequently and past performance may not be repeated.