

PURPOSE BEHAVIOURAL OPPORTUNITIES FUND



THE IDEA

Gain diversification and long-term growth potential through a unique multi-strategy approach that seeks to profit from irrational investor behaviour.

ETF SERIES	BHAV
MGMT FEE	1.00%
SERIES F	RAM361
MGMT FEE	1.00%
SERIES A	RAM360
MGMT FEE	2.00%

MY PURPOSE

1. Diversify my portfolio and benefit from long-term capital appreciation
2. Use a unique, active strategy to profit from the emotional mistakes of other investors

KEY HIGHLIGHTS

- Active, multi-strategy approach designed to profit from market inefficiencies and investors' predictable emotional mistakes
- Options can be used to implement strategies or for hedging purposes
- Portfolio tilted to long equity holdings, but can participate in short selling, up to 20% of NAV
- Tax-efficient corporate class structure

INVESTMENT PROCESS



SUBADVISOR



Richardson GMP Asset Management is a highly disciplined investment group with a specialty in quantitative investing methods. The team's systematic strategies provide low-correlation, alternative solutions for investors that complement core portfolios and help lower overall volatility.

PORTFOLIO STATISTICS

AS OF DEC 31, 2018

Number of Holdings	113
P/E Ratio	8.20 x
P/B Ratio	2.82 x
P/CF Ratio	6.48 x
Dividend Yield (Gross)	1.79%
Avg. Market Cap (\$BIL)	83.12

PORTFOLIO BREAKDOWN

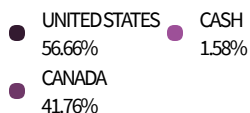
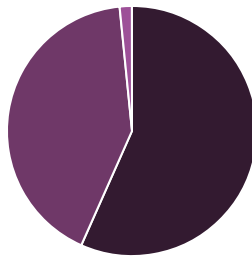
TOP 25 HOLDINGS

AS OF DEC 31, 2018

iShares Core S&P/TSX Capped Composite Index ETF	11.42%
SPDR S&P 500 ETF Trust	5.35%
BMO Laddered Preferred Share Index ETF	1.77%
BMO EQUAL WEIGHT OIL & GAS	1.56%
iShares S&P/TSX Global Gold Index ETF	1.53%
Procter & Gamble Co	1.42%
Aphria Inc	1.37%
Match Group Inc	1.32%
Cummins Inc	1.27%
Canadian Utilities Ltd	1.25%
Baytex Energy Corp	1.15%
JetBlue Airways Corp	1.15%
Kb Home	1.13%
ATS AUTOMATION TOOLING SYS INC	1.13%
AltaGas Ltd	1.09%
West Fraser Timber Co Ltd	1.09%
SCANA Corp	1.08%
Monster Beverage Corporation	1.05%
Cboe Global Markets Inc	1.05%
LENNOX INTERNATIONAL INC	1.04%
Apple Inc	1.03%
Encana Corp	1.03%
SNC-Lavalin Group Inc	1.00%
Align Technology Inc.	1.00%
Goldman Sachs Group Inc	0.99%

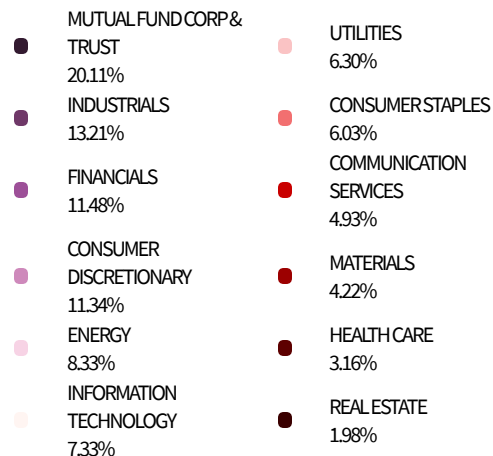
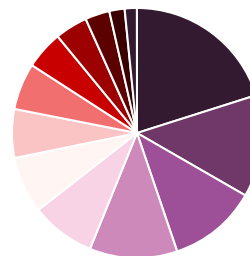
GEOGRAPHIC BREAKDOWN

AS OF DEC 31, 2018



SECTOR BREAKDOWN

AS OF DEC 31, 2018



Commissions, trailing commissions, management fees and expenses all may be associated with mutual fund investments. Please read the prospectus before investing. The indicated rate of return is the historical annual compounded total return including changes in share/unit value and reinvestment of all distributions and does not take into account sales, redemption, distribution or optional charges or income taxes payable by any securityholder that would have reduced returns. Mutual funds are not guaranteed, their values change frequently and past performance may not be repeated.