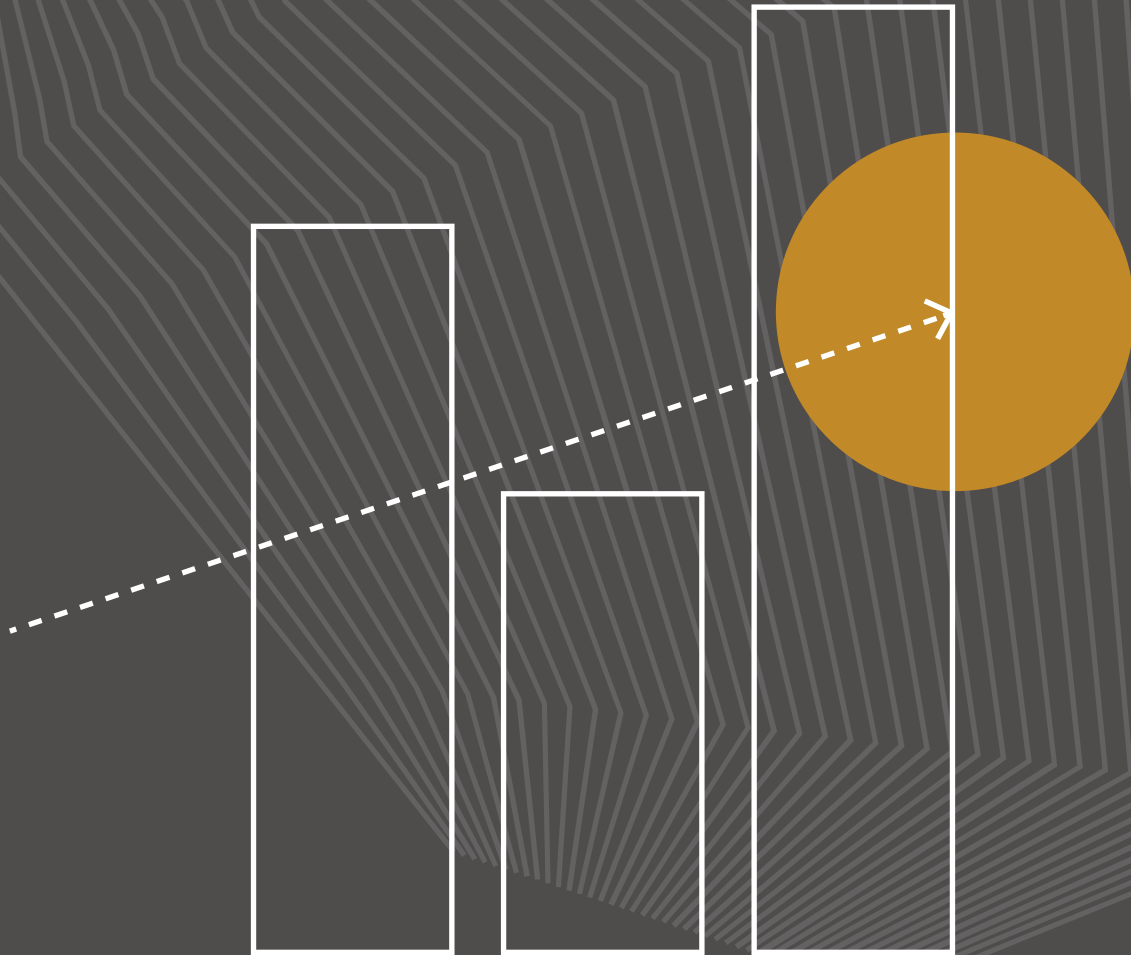


# FOUNDATION WEALTH INCOME POOL



**Foundation**  
Wealth Partners

# A diversified portfolio of securities selected for the best potential for capital preservation and reliable income.

A portfolio of securities selected to provide diversification across a broad scope of fixed income securities with a focus on regular cash flow and capital preservation.

<b>SERIES E</b>	<b>PFC8188</b>
MGMT FEES	0.25%
<b>SERIES F</b>	<b>PFC8101</b>
MGMT FEES	0.75%

Inception date: APR 1, 2020

Yield: 2.61%



**CAPITAL PRESERVATION**



**INCOME**



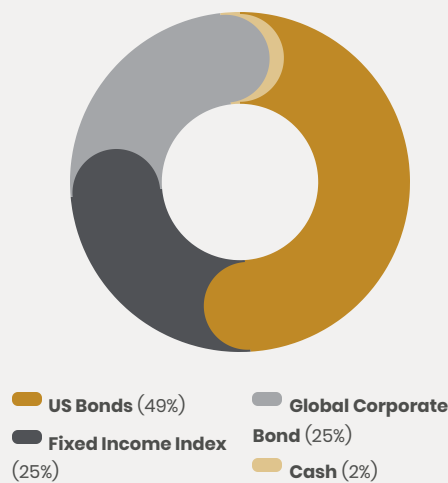
**LOW RISK**

## Our Investment Approach

- **Focus is to diversify across a global geographic** of developed economies with the best fixed income teams.
- **Securities selected to provide exposure to a broad range of fixed income securities** including government, corporate, private and retail debt instruments.
- **Investment selection is open to include non-traditional holdings** with consistent cash flow.

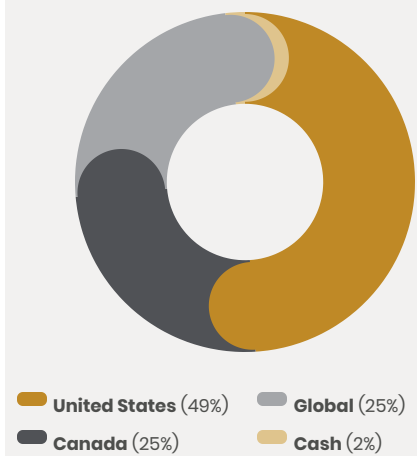
## Sector Breakdown

AS AT AUG 31, 2020



## Geographic Breakdown

AS AT AUG 31, 2020



## Managed By Foundation Wealth Partners

Knowledge Wisdom Integrity  
A critical thinking firm, committed to delivering independent advice and efficient portfolio management. An experienced advisory practice advising:

- Individuals, families and trusts
- Family Enterprises, Business Families
- Family Offices
- Business Successions
- Liquidity Events

## Holding Breakdown

AS AT AUG 31, 2020

HOLDINGS	WEIGHTING
TD Fixed Income Bond Pool Registered, F Series	20.09%
IA Clarington Core Plus Bond Fund	20.09%
Ia Clarington Loomis Global Multisector Bond Fund	20.05%
Fidelity Premium Tactical Fixed Income Private Pool	19.98%
Big Banc Split Corp. Preferred, Series A	6.80%
Capital Direct I Income Trust, Class F	6.48%

Commissions, trailing commissions, management fees and expenses all may be associated with investment funds. Please read the prospectus before investing. If the securities are purchased or sold on a stock exchange, you may pay more or receive less than the current net asset value. The indicated rates of return are the historical annual compounded total returns including changes in share/unit value and reinvestment of all distributions and do not take into account sales, redemption, distribution or optional charges or income taxes payable by any securityholder that would have reduced returns. Investment funds are not guaranteed, their values change frequently and past performance may not be repeated.