

# PURPOSE TACTICAL THEMATIC FUND

**Emotionless discipline  
in the most exciting  
parts of the market**

**Ticker: RTT**



**Purpose**  
INVESTMENTS

Where thoughtful  
Canadians invest.



# Capture the most exciting market themes with a built-in discipline to take the emotion out of selling

**Systematic** exposure to disruptive themes in technology and innovation

**Rules-based** process to capitalize on uptrends while sidestepping reversals

**ETF TICKER** RTT  
**MGMT FEES** 0.50%

**SERIES F** PFC7501  
**MGMT FEES** 0.50%

**SERIES A** PFC7500  
**MGMT FEES** 1.50%



**ALL-CAP EQUITY EXPOSURE**



**GROWTH**



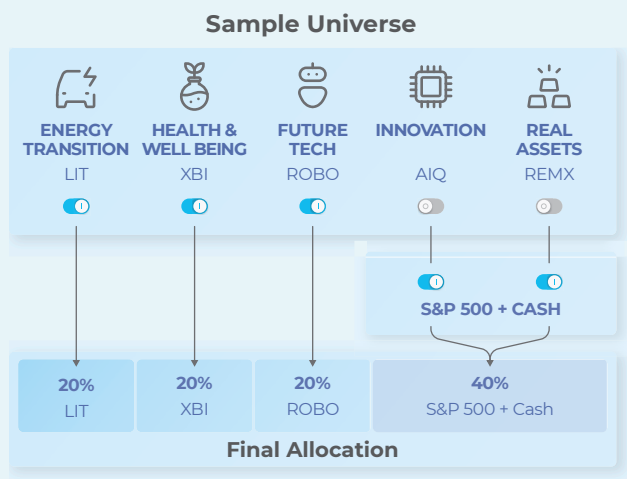
**CORPORATE CLASS**



**MEDIUM RISK**

## Investment Process

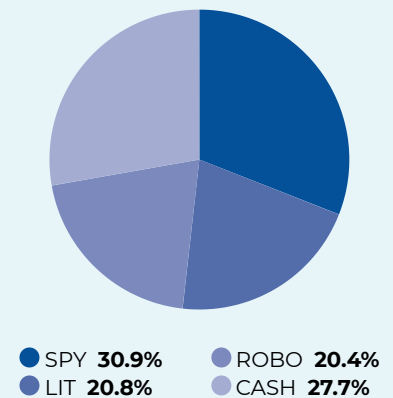
- 1 Measures momentum across universe of thematic ETFs.
- 2 Selects those with highest momentum scores for inclusion.
- 3 If less than 5 positive momentum themes exist, remainder is allocated to 50% broad US Equity (S&P 500) and 50% Cash.



## Quick response to shifting markets

### Portfolio Breakdown

AS AT DEC 31, 2025



## Managed By



**Craig Basinger, CFA**  
Chief Market Strategist  
Portfolio Manager

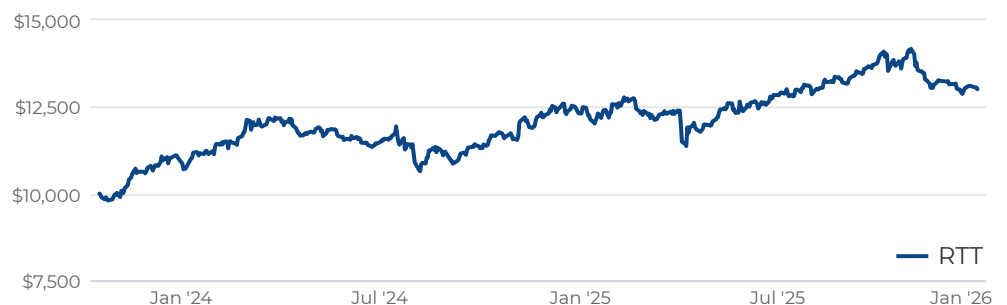
- Combines a top-down Market Cycle Framework with fundamental research to build strategies to help reduce volatility and risk
- Directly manages more than \$600M in assets across equity, bond and ETF strategies

## Fund performance overview

AS AT DEC 31, 2025

FUND	1M	3M	YTD	1Y	SINCE INCEPTION	INCEPT. DATE
RTT	-1.77%	-5.44%	5.70%	5.70%	12.68%	2023-10-18
PFC7501	-1.76%	-5.44%	5.69%	5.69%	12.67%	2023-10-18
PFC7500	-1.85%	-5.69%	4.57%	4.57%	11.45%	2023-10-18

### GROWTH OF \$10,000



Commissions, trailing commissions, management fees and expenses all may be associated with investment funds. Please read the prospectus before investing. If the securities are purchased or sold on a stock exchange, you may pay more or receive less than the current net asset value. Except as otherwise indicated, the indicated rates of return are the historical annual compounded total returns including changes in share/unit value and reinvestment of all distributions and do not take into account sales, redemption, distribution or optional charges or income taxes payable by any securityholder that would have reduced returns. Investment funds are not guaranteed, their values change frequently and past performance may not be repeated.

