Purpose INVESTMENTS

FUND FACTS
PURPOSE INVESTMENTS INC.
PURPOSE TACTICAL ASSET ALLOCATION FUND – Series A
April 16, 2021

This document contains key information you should know about Purpose Tactical Asset Allocation Fund (the "Fund"). You can find more details in the fund's simplified prospectus. Ask your representative for a copy, contact Purpose Investments Inc. at 1-877-789-1517 or info@purposeinvest.com, or visit www.purposeinvest.com.

Before you invest in any fund, consider how the fund would work with your other investments and your tolerance for risk.

QUICK FACTS

Fund Code:	PFC3900	**Fund Manager:**	Purpose Investments Inc.
Date Series Started:	November 4, 2015	**Portfolio Advisor:**	Richardson Wealth Limited
Total Value of Fund on March 31, 2021:	$558.2 million	**Distributions:**	Annually [1]
Management Expense Ratio (MER):	1.90%	**Minimum Investment:**	$1,000 initial, $100 subsequent

WHAT DOES THE FUND INVEST IN?

The objective of the Fund is to provide long-term capital appreciation with lower volatility and correlation to the overall equity markets by investing in ETFs that are listed on North American exchanges and that represent North American equities, bonds and cash, using a tactical approach. The Fund's tactical investment approach can allocate the portfolio to equities, bonds and cash to achieve its objectives.

The charts below give you a snapshot of the fund's investments on March 31, 2021. The fund's investments will change.

TOP 10 INVESTMENTS (MARCH 31, 2021)

	Company	% of Net Asset Value
1.	S&P/TSX 60 Index ETF	39.08%
2.	Total Stock Market ETF	24.24%
3.	iShares Canadian Universe Bond Index ETF	11.93%
4.	US Short-Term Bond ETF	10.38%
5.	Canadian Short-Term Bond Index ETF	8.61%
6.	Core S&P/TSX Capped Composite Index ETF	1.85%
	Total percentage of top 10 investments	**96.10%**
	Total number of investments	**6**

INVESTMENT MIX (MARCH 31, 2021)

Sector	% of Net Asset Value
Equity Index	65.17%
Fixed Income Index	30.93%
Cash & Cash Equivalents	3.90%
Total	**100.00%**

HOW RISKY IS IT?

The value of the Fund can go down as well as up. You could lose money.

One way to gauge risk is to look at how much a fund's returns change over time. This is called "volatility".

In general, funds with higher volatility will have returns that change more over time. They typically have a greater chance of losing money and may have a greater chance of higher returns. Funds with lower volatility tend to have returns that change less over time. They typically have lower returns and may have a lower chance of losing money.

RISK RATING

Purpose Investments Inc. has rated the volatility of the Fund as **low to medium**.

Because this is a new fund, the risk rating is only an estimate by Purpose Investments Inc. Generally, the rating is based on how much the Fund's returns have changed from year to year. It doesn't tell you how volatile the Fund will be in the future. The rating can change over time. A fund with a low risk rating can still lose money.

Low	Low to Medium	Medium	Medium to High	High

For more information about the risk rating and specific risks that can affect the Fund's returns, see the "What are the Risks of Investing in the Fund?" and "Who Should

Invest In This Fund?" sections of the Fund's simplified prospectus.

NO GUARANTEES
Like most mutual funds, this Fund doesn't have any guarantees. You may not get back the amount of money you invest.

HOW HAS THE FUND PERFORMED?
This section shows you how Series A shares of the Fund have performed over the past 5 years. Returns are after expenses have been deducted. These expenses reduce the Fund's returns.

Year-by-Year Returns
This chart shows how Series A shares of the fund performed over the past 5 years. The fund dropped in value in 1 of the past 5 years. The range of returns and change from year to year can help you assess how risky the fund has been in the past. It does not tell you how the fund will perform in the future.

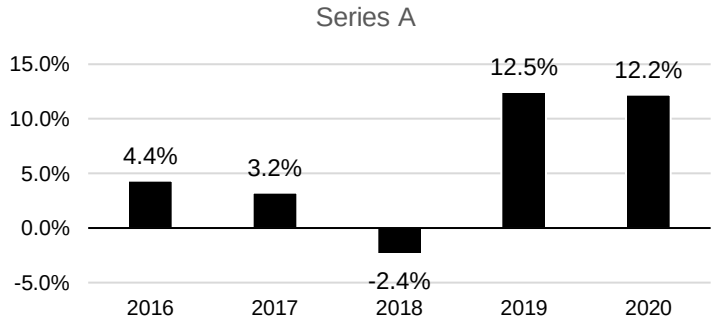

Best and Worst 3-month Returns
This table shows the best and worst returns for Series A shares of the fund in a 3-month period over the past 5 years. The best and worst 3-month returns could be higher or lower in the future. Consider how much of a loss you could afford to take in a short period of time.

	Return	3 months ending	If you invested $1,000 at the beginning of the period
Best return	8.90%	June 30, 2020	Your investment would rise to $1,089.01
Worst return	-4.14%	July 31, 2017	Your investment would fall to $958.60

Average Return
A person who invested $1,000 in Series A shares of the Fund since inception would have $1,357.81 as at March 31, 2021. This works out to an annual compound return of 5.86%.

WHO IS THE FUND FOR?
Investors who:
- want exposure to global equity and fixed income securities by using a tactical investment approach to North American listed ETFs;
- want distributions payable to them annually;
- are investing for the medium and/or long term; and
- have a low to medium risk tolerance.

A WORD ABOUT TAX
In general, you'll have to pay income tax on any money you make on a fund. How much you pay depends on the tax laws where you live and whether or not you hold the fund in a registered plan, such as a Registered Retirement Savings Plan or a Tax-Free Savings Account.

Keep in mind that if you hold your fund in a non-registered account, fund distributions are included in your taxable income, whether you get them in cash or have them reinvested.

HOW MUCH DOES IT COST?
The following tables show the fees and expenses you could pay to buy, own and sell Series A shares of the Fund. The fees and expenses, including any commissions, can vary among series of a fund and among funds. Higher commissions can influence representatives to recommend one investment over another. Ask about other funds and investments that may be suitable for you at a lower cost.

1. SALES CHARGES

There is only one sales charge option for Series A shares of the Fund.

Sales Charge Option	What You Pay		How it Works
	In Percent (%)	In Dollars ($)	
Initial sales charge	0% to 5% of the amount you buy	$0 to $50 on every $1,000 you buy	You and your representative decide on this rate. The initial sales charge is deducted from the amount you buy. It goes to your representative's firm as a commission.

2. FUND EXPENSES

You don't pay these expenses directly. They affect you because they reduce the Fund's returns. The Fund's expenses are made up of the management fees, operating expenses and trading expenses.

As of December 31, 2020, the Fund's expenses were 1.91% of its value. This equals $19.10 for every $1,000 invested.

	Annual rate (as a % of the Fund's value)
Management expense ratio (MER) This is the total of the Fund's management fee (which includes the trailing commission) and operating expenses. Purpose waived some of the Fund's expenses. If it had not done so, the MER would have been higher.	1.90%
Trading expense ratio (TER) These are the Fund's trading costs.	0.01%
Fund Expenses	**1.91%**

More About the Trailing Commission

The trailing commission is an ongoing commission. It is paid for as long as you own the Fund. It is for the services and advice that your representative and their firm provide to you.

Purpose Investments Inc. pays the trailing commission to your representative's firm. It is paid from the Fund's management fee and is based on the value of your investments each year.

Fee	Amount of trailing commission	
	In Percent (%)	In Dollars ($)
Trailing Commission	1.0% of the value of your investment each year	$10.00 each year on every $1,000 invested

3. OTHER FEES

You may have to pay other fees when you buy, hold, sell or switch shares of the Fund.

Fee	What you pay
Short-term trading fee	Up to 2% of the value of the shares sold or switched within 30 days of purchase, except in limited circumstances. This fee goes to the Fund.
Switch fee	A representative may charge up to 2% of the value of the shares switched to another Purpose managed mutual fund. This fee is payable by the shareholder and goes to the shareholder's representative.

WHAT IF I CHANGE MY MIND?

Under securities law in some provinces and territories, you have the right to:

i. withdraw from an agreement to buy mutual funds within two business days after you receive a simplified prospectus or Fund Facts document, or
ii. cancel your purchase within 48 hours after you receive confirmation of the purchase.

In some provinces and territories, you also have the right to cancel a purchase, or in some jurisdictions, claim damages, if the simplified prospectus, annual information form, Fund Facts document or financial statements contain a misrepresentation. You must act within the time limit set by the securities law in your province or territory.

For more information, see the securities law of your province or territory or ask a lawyer.

FOR MORE INFORMATION

Contact Purpose Investments Inc. or your representative for a copy of the fund's simplified prospectus and other disclosure documents. These documents and the Fund Facts make up the Fund's legal documents.

Purpose Investments Inc.
130 Adelaide St. West Suite 3100
Toronto, ON M5H 3P5

T: 416.583.3850
TF: 877.789.1517

F: 416.583.3851
www.purposeinvest.com
info@purposeinvest.com

To learn more about investing in mutual funds, see the brochure **Understanding mutual funds**, which is available on the website of the Canadian Securities Administrators at www.securities-administrators.ca.

Purpose INVESTMENTS

FUND FACTS
PURPOSE INVESTMENTS INC.

PURPOSE TACTICAL ASSET ALLOCATION FUND – Series F

April 16, 2021

This document contains key information you should know about Purpose Tactical Asset Allocation Fund (the "Fund"). You can find more details in the fund's simplified prospectus. Ask your representative for a copy, contact Purpose Investments Inc. at 1-877-789-1517 or info@purposeinvest.com, or visit www.purposeinvest.com.

Before you invest in any fund, consider how the fund would work with your other investments and your tolerance for risk.

QUICK FACTS

Fund Code:	PFC3901	**Fund Manager:**	Purpose Investments Inc.
Date Series Started:	November 4, 2015	**Portfolio Manager:**	Richardson Wealth Limited
Total Value of Fund on March 31, 2021:	$558.2 million	**Distributions:**	Annually [1]
Management Expense Ratio (MER):	0.81%	**Minimum Investment:**	$1,000 initial, $100 subsequent

WHAT DOES THE FUND INVEST IN?

The objective of the Fund is to provide long-term capital appreciation with lower volatility and correlation to the overall equity markets by investing in ETFs that are listed on North American exchanges and that represent North American equities, bonds and cash, using a tactical approach. The Fund's tactical investment approach can allocate the portfolio to equities, bonds and cash to achieve its objectives.

The charts below give you a snapshot of the fund's investments on March 31, 2021. The fund's investments will change.

TOP 10 INVESTMENTS (MARCH 31, 2021)

	Company	% of Net Asset Value
1.	S&P/TSX 60 Index ETF	39.08%
2.	Total Stock Market ETF	24.24%
3.	iShares Canadian Universe Bond Index ETF	11.93%
4.	US Short-Term Bond ETF	10.38%
5.	Canadian Short-Term Bond Index ETF	8.61%
6.	Core S&P/TSX Capped Composite Index ETF	1.85%
	Total percentage of top 10 investments	**96.10%**
	Total number of investments	**6**

INVESTMENT MIX (MARCH 31, 2021)

Sector	% of Net Asset Value
Equity Index	65.17%
Fixed Income Index	30.93%
Cash & Cash Equivalents	3.90%
Total	**100.00%**

HOW RISKY IS IT?

The value of the Fund can go down as well as up. You could lose money.

One way to gauge risk is to look at how much a fund's returns change over time. This is called "volatility".

In general, funds with higher volatility will have returns that change more over time. They typically have a greater chance of losing money and may have a greater chance of higher returns. Funds with lower volatility tend to have returns that change less over time. They typically have lower returns and may have a lower chance of losing money.

RISK RATING

Purpose Investments Inc. has rated the volatility of the Fund as **low to medium**.

Because this is a new fund, the risk rating is only an estimate by Purpose Investments Inc. Generally, the rating is based on how much the Fund's returns have changed from year to year. It doesn't tell you how volatile the Fund will be in the future. The rating can change over time. A fund with a low risk rating can still lose money.

Low	Low to Medium	Medium	Medium to High	High

For more information about the risk rating and specific risks that can affect the Fund's returns, see the "What are the Risks of Investing in the Fund?" and "Who Should Invest In This Fund?" sections of the Fund's simplified prospectus.

NO GUARANTEES
Like most mutual funds, this Fund doesn't have any guarantees. You may not get back the amount of money you invest.

HOW HAS THE FUND PERFORMED?
This section shows you how Series F shares of the Fund have performed over the past 5 years. Returns are after expenses have been deducted. These expenses reduce the Fund's returns.

Year-by-Year Returns
This chart shows how Series F shares of the fund performed in the past 5 years. The fund dropped in value in 1 of the 5 past years. The range of returns and change from year to year can help you assess how risky the fund has been in the past. It does not tell you how the fund will perform in the future.

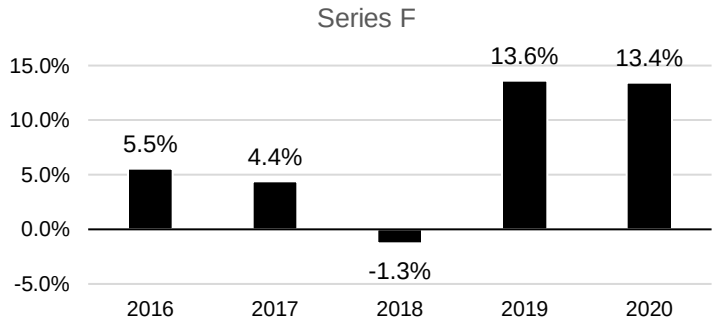

Best and Worst 3-month Returns
This table shows the best and worst returns for Series F shares of the Fund in a 3-month period over the past 5 years. The best and worst 3-month returns could be higher or lower in the future. Consider how much of a loss you could afford to take in a short period of time.

	Return	3 months ending	If you invested $1,000 at the beginning of the period
Best return	9.20%	June 30, 2020	Your investment would rise to $1,091.96
Worst return	-3.86%	July 31, 2017	Your investment would fall to $961.41

Average Return
A person who invested $1,000 in Series F shares of the Fund since inception would have $1,439.28 as at March 31, 2021. This works out to an annual compound return of 7.01%.

WHO IS THE FUND FOR?
Investors who:
- want exposure to global equity and fixed income securities by using a tactical investment approach to North American listed ETFs;
- want distributions payable to them annually;
- purchase shares through a fee-based account;
- have a low to medium risk tolerance; and
- are investing for the medium and/or long term.

A WORD ABOUT TAX
In general, you'll have to pay income tax on any money you make on a fund. How much you pay depends on the tax laws where you live and whether or not you hold the fund in a registered plan, such as a Registered Retirement Savings Plan or a Tax-Free Savings Account.

Keep in mind that if you hold your fund in a non-registered account, fund distributions are included in your taxable income, whether you get them in cash or have them reinvested.

HOW MUCH DOES IT COST?
The following tables show the fees and expenses you could pay to buy, own and sell Series F shares of the Fund. The fees and expenses, including any commissions, can vary among series of a fund and among funds. Higher commissions can influence representatives to recommend one investment over another. Ask about other funds and investments that may be suitable for you at a lower cost.

1. SALES CHARGES

There are no sales charges payable on purchases of Series F shares. Purchasers of Series F shares will, however, likely be required to pay their representatives a fee directly under a fee-based program with their representatives. Series F is available through representatives who have a Series F agreement with Purpose.

2. FUND EXPENSES

You don't pay these expenses directly. They affect you because they reduce the Fund's returns. The Fund's expenses are made up of the management fees, operating expenses and trading expenses.

As of December 31, 2020, the Fund's expenses were 0.82% of its value. This equals $8.20 for every $1,000 invested.

	Annual rate (as a % of the fund's value)
Management expense ratio (MER) This is the total of the Fund's management fee (which includes the trailing commission) and operating expenses. Purpose waived some of the Fund's expenses. If it had not done so, the MER would have been higher.	0.81%
Trading expense ratio (TER) These are the Fund's trading costs.	0.01%
Fund Expenses	**0.82%**

More About the Trailing Commission

No trailing commission is paid in respect of series F.

3. OTHER FEES

You may have to pay other fees when you buy, hold, sell or switch shares of the Fund.

Fee	What you pay
Short-term trading fee	Up to 2% of the value of the shares sold or switched within 30 days of purchase, except in limited circumstances. This fee goes to the Fund.
Switch fee	A representative may charge up to 2% of the value of the shares switched to another Purpose managed mutual fund. This fee is payable by the shareholder and goes to the shareholder's representative.

WHAT IF I CHANGE MY MIND?

Under securities law in some provinces and territories, you have the right to:

i. withdraw from an agreement to buy mutual funds within two business days after you receive a simplified prospectus or Fund Facts document, or
ii. cancel your purchase within 48 hours after you receive confirmation of the purchase.

In some provinces and territories, you also have the right to cancel a purchase, or in some jurisdictions, claim damages, if the simplified prospectus, annual information form, Fund Facts document or financial statements contain a misrepresentation. You must act within the time limit set by the securities law in your province or territory.

For more information, see the securities law of your province or territory or ask a lawyer.

FOR MORE INFORMATION

Contact Purpose Investments Inc. or your representative for a copy of the fund's simplified prospectus and other disclosure documents. These documents and the Fund Facts make up the fund's legal documents.

Purpose Investments Inc.
130 Adelaide St. West Suite 3100
Toronto, ON M5H 3P5

T: 416.583.3850
TF: 877.789.1517
F: 416.583.3851
www.purposeinvest.com
info@purposeinvest.com

To learn more about investing in mutual funds, see the brochure **Understanding mutual funds**, which is available on the website of the Canadian Securities Administrators at www.securities-administrators.ca.

Purpose INVESTMENTS

FUND FACTS
PURPOSE INVESTMENTS INC.

PURPOSE TACTICAL ASSET ALLOCATION FUND – Series I

April 16, 2021

This document contains key information you should know about Purpose Tactical Asset Allocation Fund (the "Fund"). You can find more details in the fund's simplified prospectus. Ask your representative for a copy, contact Purpose Investments Inc. at 1-877-789-1517 or info@purposeinvest.com, or visit www.purposeinvest.com.

Before you invest in any fund, consider how the fund would work with your other investments and your tolerance for risk.

QUICK FACTS

Fund Code:	PFC3902	**Fund Manager:**	Purpose Investments Inc.
Date Series Started:	May 11, 2017	**Portfolio Manager:**	Richardson Wealth Limited
Total Value of Fund on March 31, 2021:	$558.2 million	**Distributions:**	Annually [1]
Management Expense Ratio (MER):	The MER is not available because no Series I Shares of the Fund have ever been issued.	**Minimum Investment:**	No minimum initial investment No minimum subsequent investment

WHAT DOES THE FUND INVEST IN?

The objective of the Fund is to provide long-term capital appreciation with lower volatility and correlation to the overall equity markets by investing in ETFs that are listed on North American exchanges and that represent North American equities, bonds and cash, using a tactical approach. The Fund's tactical investment approach can allocate the portfolio to equities, bonds and cash to achieve its objectives.

The charts below give you a snapshot of the fund's investments on March 31, 2021. The fund's investments will change.

TOP 10 INVESTMENTS (MARCH 31, 2021)

	Company	% of Net Asset Value
1.	S&P/TSX 60 Index ETF	39.08%
2.	Total Stock Market ETF	24.24%
3.	iShares Canadian Universe Bond Index ETF	11.93%
4.	US Short-Term Bond ETF	10.38%
5.	Canadian Short-Term Bond Index ETF	8.61%
6.	Core S&P/TSX Capped Composite Index ETF	1.85%
	Total percentage of top 10 investments	**96.10%**
	Total number of investments	**6**

INVESTMENT MIX (MARCH 31, 2021)

Sector	% of Net Asset Value
Equity Index	65.17%
Fixed Income Index	30.93%
Cash & Cash Equivalents	3.90%
Total	**100.00%**

HOW RISKY IS IT?

The value of the Fund can go down as well as up. You could lose money.

One way to gauge risk is to look at how much a fund's returns change over time. This is called "volatility".

In general, funds with higher volatility will have returns that change more over time. They typically have a greater chance of losing money and may have a greater chance of higher returns. Funds with lower volatility tend to have returns that change less over time. They typically have lower returns and may have a lower chance of losing money.

RISK RATING

Purpose Investments Inc. has rated the volatility of the Fund as **low to medium**.

Because this is a new fund, the risk rating is only an estimate by Purpose Investments Inc. Generally, the rating is based on how much the Fund's returns have changed from year to year. It doesn't tell you how volatile the Fund will be in the future. The rating can change over time. A fund with a low risk rating can still lose money.

Low	Low to Medium	Medium	Medium to High	High

For more information about the risk rating and specific risks that can affect the Fund's returns, see the "What are the Risks of Investing in the Fund?" and "Who Should

Invest In This Fund?" sections of the Fund's simplified prospectus.

NO GUARANTEES
Like most mutual funds, this Fund doesn't have any guarantees. You may not get back the amount of money you invest.

HOW HAS THE FUND PERFORMED?
This section tells you how the Series I shares of the Fund have performed since inception. Returns are after expenses have been deducted. These expenses reduce the Fund's returns.

Year-by-Year Returns
Year-by-year returns information is not available as no Series I shares of the Fund have ever been issued.

Best and Worst 3-month Returns
Best and worst 3-month information is not available as no Series I shares of the Fund have ever been issued.

Average Return
Average return information is not available as no Series I shares of the Fund have ever been issued.

WHO IS THE FUND FOR?
Investors who:

- want exposure to global equity and fixed income securities by using a tactical investment approach to North American listed ETFs;
- want distributions payable to them annually;
- have a low to medium risk tolerance; and
- are investing for the medium and/or long term.

A WORD ABOUT TAX
In general, you'll have to pay income tax on any money you make on a fund. How much you pay depends on the tax laws where you live and whether or not you hold the fund in a registered plan, such as a Registered Retirement Savings Plan or a Tax-Free Savings Account.

Keep in mind that if you hold your fund in a non-registered account, fund distributions are included in your taxable income, whether you get them in cash or have them reinvested.

HOW MUCH DOES IT COST?
The following tables show the fees and expenses you could pay to buy, own and sell Series I shares of the Fund. The fees and expenses, including any commissions, can vary among series of a fund and among funds. Higher commissions can influence representatives to recommend one investment over another. Ask about other funds and investments that may be suitable for you at a lower cost.

1. SALES CHARGES
You do not pay a sales charge when you buy, redeem or switch your shares.

2. FUND EXPENSES
You don't pay these expenses directly. They affect you because they reduce the Fund's returns. The Fund's expenses are made up of the management fee, operating expenses and trading costs. The series' annual management fee is a negotiated management fee payable directly to Purpose of up to 1.00% per annum of the series value. Because no Series I of the Fund have ever been issued, its operating expenses and trading costs are not yet available.

More About the Trailing Commission
The Fund does not pay a trailing commission to your representative.

3. OTHER FEES
You may have to pay other fees when you buy, hold, sell or switch shares of the Fund.

Fee	What you pay
Negotiated fee	You pay a negotiated management fee directly to Purpose Investments Inc., of up to 1.00% per annum, plus any additional amounts for administrative expenses up to 0.05% per annum of the value of the NPN of the Series I shares of the Fund and any additional expenses as may be agreed to by you and Purpose Investments Inc.
Short-term trading fee	Up to 2% of the value of the shares sold or switched within 30 days of purchase, except in limited circumstances. This fee goes to the Fund.

Switch fee	A representative may charge up to 2% of the value of the shares switched to another Purpose managed mutual fund. This fee is payable by the shareholder and goes to the shareholder's representative.

WHAT IF I CHANGE MY MIND?
Under securities law in some provinces and territories, you have the right to:

i. withdraw from an agreement to buy mutual funds within two business days after you receive a simplified prospectus or Fund Facts document, or
ii. cancel your purchase within 48 hours after you receive confirmation of the purchase.

In some provinces and territories, you also have the right to cancel a purchase, or in some jurisdictions, claim damages, if the simplified prospectus, annual information form, Fund Facts document or financial statements contain a misrepresentation. You must act within the time limit set by the securities law in your province or territory.

For more information, see the securities law of your province or territory or ask a lawyer.

FOR MORE INFORMATION
Contact Purpose Investments Inc. or your representative for a copy of the fund's simplified prospectus and other disclosure documents. These documents and the Fund Facts make up the fund's legal documents.

Purpose Investments Inc.
130 Adelaide St. West Suite 3100
Toronto, ON M5H 3P5

T: 416.583.3850
TF: 877.789.1517
F: 416.583.3851
www.purposeinvest.com
info@purposeinvest.com

To learn more about investing in mutual funds, see the brochure **Understanding mutual funds**, which is available on the website of the Canadian Securities Administrators at www.securities-administrators.ca.

Purpose INVESTMENTS

FUND FACTS
PURPOSE INVESTMENTS INC.
PURPOSE TACTICAL ASSET ALLOCATION FUND – Series XA
April 16, 2021

This document contains key information you should know about Purpose Tactical Asset Allocation Fund (the "Fund"). You can find more details in the fund's simplified prospectus. Ask your representative for a copy, contact Purpose Investments Inc. at 1-877-789-1517 or info@purposeinvest.com, or visit www.purposeinvest.com.

Before you invest in any fund, consider how the fund would work with your other investments and your tolerance for risk.

QUICK FACTS

Fund Code:	PFC3910	**Fund Manager:**	Purpose Investments Inc.
Date Series Started:	November 1, 2019	**Portfolio Manager:**	Richardson Wealth Limited
Total Value of Fund on March 31, 2021:	$558.2 million	**Distributions:**	Annually [1]
Management Expense Ratio (MER):	1.44%	**Minimum Investment:**	$5,000 initial $100 subsequent

WHAT DOES THE FUND INVEST IN?

The objective of the Fund is to provide long-term capital appreciation with lower volatility and correlation to the overall equity markets by investing in ETFs that are listed on North American exchanges and that represent North American equities, bonds and cash, using a tactical approach. The Fund's tactical investment approach can allocate the portfolio to equities, bonds and cash to achieve its objectives.

The charts below give you a snapshot of the fund's investments on March 31, 2021. The fund's investments will change.

TOP 10 INVESTMENTS (MARCH 31, 2021)

	Company	% of Net Asset Value
1.	S&P/TSX 60 Index ETF	39.08%
2.	Total Stock Market ETF	24.24%
3.	iShares Canadian Universe Bond Index ETF	11.93%
4.	US Short-Term Bond ETF	10.38%
5.	Canadian Short-Term Bond Index ETF	8.61%
6.	Core S&P/TSX Capped Composite Index ETF	1.85%
	Total percentage of top 10 investments	**96.10%**
	Total number of investments	**6**

INVESTMENT MIX (MARCH 31, 2021)

Sector	% of Net Asset Value
Equity Index	65.17%
Fixed Income Index	30.93%
Cash & Cash Equivalents	3.90%
Total	**100.00%**

HOW RISKY IS IT?

The value of the Fund can go down as well as up. You could lose money.

One way to gauge risk is to look at how much a fund's returns change over time. This is called "volatility".

In general, funds with higher volatility will have returns that change more over time. They typically have a greater chance of losing money and may have a greater chance of higher returns. Funds with lower volatility tend to have returns that change less over time. They typically have lower returns and may have a lower chance of losing money.

RISK RATING

Purpose Investments Inc. has rated the volatility of the Fund as **low to medium**.

Because this is a new fund, the risk rating is only an estimate by Purpose Investments Inc. Generally, the rating is based on how much the Fund's returns have changed from year to year. It doesn't tell you how volatile the Fund will be in the future. The rating can change over time. A fund with a low risk rating can still lose money.

Low	Low to Medium	Medium	Medium to High	High

For more information about the risk rating and specific risks that can affect the Fund's returns, see the "What are the Risks of Investing in the Fund?" and "Who Should Invest In This Fund?" sections of the Fund's simplified prospectus.

NO GUARANTEES
Like most mutual funds, this Fund doesn't have any guarantees. You may not get back the amount of money you invest.

HOW HAS THE FUND PERFORMED?
This section tells you how the Series XA shares of the Fund have performed since inception. Returns are after expenses have been deducted. These expenses reduce the Fund's returns.

Year-by-Year Returns
This chart shows how Series XA shares of the Fund have performed in past years. However, this information is not available as the Fund has not completed 12 consecutive months.

Best and Worst 3-month Returns
This table shows the best and worst returns for Series XA shares of the Fund in a 3-month period. However, this information is not available as the Fund has not completed 12 consecutive months.

Average Return
This section shows the annual return for Series XA shares of the Fund. However, this information is not available as the Fund has not completed 12 consecutive months.

WHO IS THE FUND FOR?
Investors who:
- want exposure to global equity and fixed income securities by using a tactical investment approach to North American listed ETFs;
- want distributions payable to them annually;
- have a low to medium risk tolerance; and
- are investing for the medium and/or long term.

A WORD ABOUT TAX
In general, you'll have to pay income tax on any money you make on a fund. How much you pay depends on the tax laws where you live and whether or not you hold the fund in a registered plan, such as a Registered Retirement Savings Plan or a Tax-Free Savings Account.

Keep in mind that if you hold your fund in a non-registered account, fund distributions are included in your taxable income, whether you get them in cash or have them reinvested.

HOW MUCH DOES IT COST?
The following tables show the fees and expenses you could pay to buy, own and sell Series XA shares of the Fund. The fees and expenses, including any commissions, can vary among series of a fund and among funds. Higher commissions can influence representatives to recommend one investment over another. Ask about other funds and investments that may be suitable for you at a lower cost.

1. SALES CHARGES

Sales Charge Option	What You Pay		How it Works
	In Percent (%)	In Dollars ($)	
Initial sales charge	0% to 5% of the amount you invest	$0 to $50 on every $1,000 you invest	You and your representative decide on the rate. The initial sales charge is deducted from the amount you buy at the time you buy. It goes to your representative's firm as a commission. Purpose Investments Inc. does not receive any of this commission.

2. FUND EXPENSES
You don't pay these expenses directly. They affect you because they reduce the Fund's returns. The Fund's expenses are made up of the management fees, operating expenses and trading expenses.

As of December 31, 2020, the Fund's expenses were 1.45% of its value. This equals $14.50 for every $1,000 invested.

	Annual rate (as a % of the fund's value)
Management expense ratio (MER) This is the total of the Fund's management fee (which includes the trailing commission) and operating expenses. Purpose waived some of the Fund's expenses. If it had not done so, the MER would have been higher.	1.44%
Trading expense ratio (TER) These are the Fund's trading costs.	0.01%
Fund Expenses	**1.45%**

More About the Trailing Commission

The trailing commission is an ongoing commission. It is paid for as long as you own the Fund. It is for the services and advice that your representative and their firm provide to you.

Purpose Investments Inc. pays the trailing commission to your representative's firm. It is paid from the Fund's management fee and is based on the value of your investment. The rate depends on the sales charge option you choose.

Fee	Amount of trailing commission	
	In Percent (%)	In Dollars ($)
Trailing Commission	0% to 1% of the value of your investment each year	$0 to $10 each year on every $1,000 invested

3. OTHER FEES

You may have to pay other fees when you buy, hold, sell or switch shares of the Fund.

Fee	What you pay
Short-term trading fee	Up to 2% of the value of the shares sold or switched within 30 days of purchase, except in limited circumstances. This fee goes to the Fund.
Switch fee	A representative may charge up to 2% of the value of the shares switched to another Purpose managed mutual fund. This fee is payable by the shareholder and goes to the shareholder's representative.

WHAT IF I CHANGE MY MIND?

Under securities law in some provinces and territories, you have the right to:

i. withdraw from an agreement to buy mutual funds within two business days after you receive a simplified prospectus or Fund Facts document, or
ii. cancel your purchase within 48 hours after you receive confirmation of the purchase.

In some provinces and territories, you also have the right to cancel a purchase, or in some jurisdictions, claim damages, if the simplified prospectus, annual information form, Fund Facts document or financial statements contain a misrepresentation. You must act within the time limit set by the securities law in your province or territory.

For more information, see the securities law of your province or territory or ask a lawyer.

FOR MORE INFORMATION

Contact Purpose Investments Inc. or your representative for a copy of the fund's simplified prospectus and other disclosure documents. These documents and the Fund Facts make up the fund's legal documents.

Purpose Investments Inc.
130 Adelaide St. West Suite 3100
Toronto, ON M5H 3P5

T: 416.583.3850
TF: 877.789.1517
F: 416.583.3851
www.purposeinvest.com
info@purposeinvest.com

To learn more about investing in mutual funds, see the brochure **Understanding mutual funds**, which is available on the website of the Canadian Securities Administrators at www.securities-administrators.ca.

Purpose INVESTMENTS

FUND FACTS
PURPOSE INVESTMENTS INC.
PURPOSE TACTICAL ASSET ALLOCATION FUND – Series XF
April 16, 2021

This document contains key information you should know about Purpose Tactical Asset Allocation Fund (the "Fund").You can find more details in the fund's simplified prospectus. Ask your representative for a copy, contact Purpose Investments Inc. at 1-877-789-1517 or info@purposeinvest.com, or visit www.purposeinvest.com.

Before you invest in any fund, consider how the fund would work with your other investments and your tolerance for risk.

QUICK FACTS

Fund Code:	PFC3911	**Fund Manager:**	Purpose Investments Inc.
Date Series Started:	November 1, 2019	**Portfolio Manager:**	Richardson Wealth Limited
Total Value of Fund on March 31, 2021:	$558.2 million	**Distributions:**	Annually [1]
Management Expense Ratio (MER):	1.83%	**Minimum Investment:**	$5,000 initial $100 subsequent

WHAT DOES THE FUND INVEST IN?

The objective of the Fund is to provide long-term capital appreciation with lower volatility and correlation to the overall equity markets by investing in ETFs that are listed on North American exchanges and that represent North American equities, bonds and cash, using a tactical approach. The Fund's tactical investment approach can allocate the portfolio to equities, bonds and cash to achieve its objectives.

The charts below give you a snapshot of the fund's investments on March 31, 2021. The fund's investments will change.

TOP 10 INVESTMENTS (MARCH 31, 2021)

	Company	% of Net Asset Value
1.	S&P/TSX 60 Index ETF	39.08%
2.	Total Stock Market ETF	24.24%
3.	iShares Canadian Universe Bond Index ETF	11.93%
4.	US Short-Term Bond ETF	10.38%
5.	Canadian Short-Term Bond Index ETF	8.61%
6.	Core S&P/TSX Capped Composite Index ETF	1.85%
	Total percentage of top 10 investments	**96.10%**
	Total number of investments	**6**

INVESTMENT MIX (MARCH 31, 2021)

Sector	% of Net Asset Value
Equity Index	65.17%
Fixed Income Index	30.93%
Cash & Cash Equivalents	3.90%
Total	**100.00%**

HOW RISKY IS IT?

The value of the Fund can go down as well as up. You could lose money.

One way to gauge risk is to look at how much a fund's returns change over time. This is called "volatility".

In general, funds with higher volatility will have returns that change more over time. They typically have a greater chance of losing money and may have a greater chance of higher returns. Funds with lower volatility tend to have returns that change less over time. They typically have lower returns and may have a lower chance of losing money.

RISK RATING

Purpose Investments Inc. has rated the volatility of the Fund as **low to medium**.

Because this is a new fund, the risk rating is only an estimate by Purpose Investments Inc. Generally, the rating is based on how much the Fund's returns have changed from year to year. It doesn't tell you how volatile the Fund will be in the future. The rating can change over time. A fund with a low risk rating can still lose money.

Low	Low to Medium	Medium	Medium to High	High

For more information about the risk rating and specific risks that can affect the Fund's returns, see the "What are the Risks of Investing in the Fund?" and "Who Should

Invest In This Fund?" sections of the Fund's simplified prospectus.

NO GUARANTEES
Like most mutual funds, this Fund doesn't have any guarantees. You may not get back the amount of money you invest.

HOW HAS THE FUND PERFORMED?
This section shows you how Series XF shares of the Fund have performed over the past 2 years. Returns are after expenses have been deducted. These expenses reduce the Fund's returns.

Year-by-Year Returns
This chart shows how Series XF shares of the fund performed over the past calendar year. The fund dropped in value in 1 of the 2 past years. The range of returns and change from year to year can help you assess how risky the fund has been in the past. It does not tell you how the fund will perform in the future.

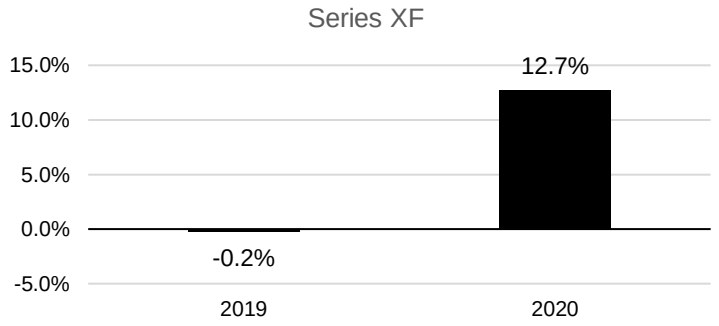

Best and Worst 3-month Returns
This table shows the best and worst returns for Series XF shares of the fund in a 3-month period over the past 2 years. The best and worst 3-month returns could be higher or lower in the future. Consider how much of a loss you could afford to take in a short period of time.

	Return	3 months ending	If you invested $1,000 at the beginning of the period
Best return	9.19%	June 30, 2020	Your investment would rise to $1,091.87
Worst return	-3.39%	March 31, 2020	Your investment would fall to $966.10

Average Return
A person who invested $1,000 in Series XF shares of the Fund since inception would have $1,159.44 as at March 31, 2021. This works out to an annual compound return of 11.63%.

WHO IS THE FUND FOR?
Investors who:
- want exposure to global equity and fixed income securities by using a tactical investment approach to North American listed ETFs;
- want distributions payable to them annually;
- have a low to medium risk tolerance; and
- are investing for the medium and/or long term.

A WORD ABOUT TAX
In general, you'll have to pay income tax on any money you make on a fund. How much you pay depends on the tax laws where you live and whether or not you hold the fund in a registered plan, such as a Registered Retirement Savings Plan or a Tax-Free Savings Account.

Keep in mind that if you hold your fund in a non-registered account, fund distributions are included in your taxable income, whether you get them in cash or have them reinvested.

HOW MUCH DOES IT COST?
The following tables show the fees and expenses you could pay to buy, own and sell Series XF shares of the Fund. The fees and expenses, including any commissions, can vary among series of a fund and among funds. Higher commissions can influence representatives to recommend one investment over another. Ask about other funds and investments that may be suitable for you at a lower cost.

1. SALES CHARGES

You do not pay a sales charge when you buy, redeem or switch your shares.

2. FUND EXPENSES

You don't pay these expenses directly. They affect you because they reduce the Fund's returns. The Fund's expenses are made up of the management fees, operating expenses and trading expenses.

As of December 31, 2020, the Fund's expenses were 1.84% of its value. This equals $18.40 for every $1,000 invested.

	Annual rate (as a % of the Fund's value)
Management expense ratio (MER) This is the total of the Fund's management fee (which includes the trailing commission) and operating expenses. Purpose waived some of the Fund's expenses. If it had not done so, the MER would have been higher.	1.83%
Trading expense ratio (TER) These are the Fund's trading costs.	0.01%
Fund Expenses	**1.84%**

More About the Trailing Commission

The Fund does not pay a trailing commission to your representative.

3. OTHER FEES

You may have to pay other fees when you buy, hold, sell or switch shares of the Fund.

Fee	What you pay
Short-term trading fee	Up to 2% of the value of the shares sold or switched within 30 days of purchase, except in limited circumstances. This fee goes to the Fund.
Switch fee	A representative may charge up to 2% of the value of the shares switched to another Purpose managed mutual fund. This fee is payable by the shareholder and goes to the shareholder's representative.
Fee-based account fee	Series XF shares of the Fund are available to investors who have accounts with representative firms. Investors pay their representative firm a fee directly for investment advice or other services.

WHAT IF I CHANGE MY MIND?

Under securities law in some provinces and territories, you have the right to:

i. withdraw from an agreement to buy mutual funds within two business days after you receive a simplified prospectus or Fund Facts document, or
ii. cancel your purchase within 48 hours after you receive confirmation of the purchase.

In some provinces and territories, you also have the right to cancel a purchase, or in some jurisdictions, claim damages, if the simplified prospectus, annual information form, Fund Facts document or financial statements contain a misrepresentation. You must act within the time limit set by the securities law in your province or territory.

To learn more about investing in mutual funds, see the brochure **Understanding mutual funds**, which is available on the website of the Canadian Securities

For more information, see the securities law of your province or territory or ask a lawyer.

FOR MORE INFORMATION

Contact Purpose Investments Inc. or your representative for a copy of the fund's simplified prospectus and other disclosure documents. These documents and the Fund Facts make up the fund's legal documents.

Purpose Investments Inc.
130 Adelaide St. West Suite 3100
Toronto, ON M5H 3P5

T: 416.583.3850
TF: 877.789.1517
F: 416.583.3851
www.purposeinvest.com
info@purposeinvest.com

Purpose INVESTMENTS

FUND FACTS
PURPOSE INVESTMENTS INC.
PURPOSE TACTICAL ASSET ALLOCATION FUND – Series XUF
April 16, 2021

This document contains key information you should know about Purpose Tactical Asset Allocation Fund (the "Fund"). You can find more details in the fund's simplified prospectus. Ask your representative for a copy, contact Purpose Investments Inc. at 1-877-789-1517 or info@purposeinvest.com, or visit www.purposeinvest.com.

Before you invest in any fund, consider how the fund would work with your other investments and your tolerance for risk.

QUICK FACTS

Fund Code:	PFC3921	**Fund Manager:**	Purpose Investments Inc.
Date Series Started:	April 16, 2021	**Portfolio Manager:**	Richardson Wealth Limited
Total Value of Fund on March 31, 2021:	$558.2 million	**Distributions:**	Annually [1]
Management Expense Ratio (MER):	This information is not available as this is a new class.	**Minimum Investment:**	$5,000 initial $100 subsequent

WHAT DOES THE FUND INVEST IN?

The objective of the Fund is to provide long-term capital appreciation with lower volatility and correlation to the overall equity markets by investing in ETFs that are listed on North American exchanges and that represent North American equities, bonds and cash, using a tactical approach. The Fund's tactical investment approach can allocate the portfolio to equities, bonds and cash to achieve its objectives.

The charts below give you a snapshot of the fund's investments on March 31, 2021. The fund's investments will change.

TOP 10 INVESTMENTS (MARCH 31, 2021)

	Company	% of Net Asset Value
1.	S&P/TSX 60 Index ETF	39.08%
2.	Total Stock Market ETF	24.24%
3.	iShares Canadian Universe Bond Index ETF	11.93%
4.	US Short-Term Bond ETF	10.38%
5.	Canadian Short-Term Bond Index ETF	8.61%
6.	Core S&P/TSX Capped Composite Index ETF	1.85%
	Total percentage of top 10 investments	**96.10%**
	Total number of investments	**6**

INVESTMENT MIX (MARCH 31, 2021)

Sector	% of Net Asset Value
Equity Index	65.17%
Fixed Income Index	30.93%
Cash & Cash Equivalents	3.90%
Total	**100.00%**

HOW RISKY IS IT?

The value of the Fund can go down as well as up. You could lose money.

One way to gauge risk is to look at how much a fund's returns change over time. This is called "volatility".

In general, funds with higher volatility will have returns that change more over time. They typically have a greater chance of losing money and may have a greater chance of higher returns. Funds with lower volatility tend to have returns that change less over time. They typically have lower returns and may have a lower chance of losing money.

RISK RATING

Purpose Investments Inc. has rated the volatility of the Fund as **low to medium**.

Because this is a new fund, the risk rating is only an estimate by Purpose Investments Inc. Generally, the rating is based on how much the Fund's returns have changed from year to year. It doesn't tell you how volatile the Fund will be in the future. The rating can change over time. A fund with a low risk rating can still lose money.

Low	Low to Medium	Medium	Medium to High	High

For more information about the risk rating and specific risks that can affect the Fund's returns, see the "What are the Risks of Investing in the Fund?" and "Who Should Invest In This Fund?" sections of the Fund's simplified prospectus.

NO GUARANTEES
Like most mutual funds, this Fund doesn't have any guarantees. You may not get back the amount of money you invest.

HOW HAS THE FUND PERFORMED?
This section tells you how Series XUF shares of the Fund have performed since inception. Returns are after expenses have been deducted. These expenses reduce the Fund's returns.

Year-by-Year Returns
This chart shows how Series XUF shares of the Fund have performed in past years. This information is not available as this is a new class.

Best and Worst 3-month Returns
This table shows the best and worst returns for Series XUF shares of the Fund in a 3-month period. However, this information is not available as this is a new class.

Average Return
This section shows the annual return for Series XUF shares of the Fund. However, this information is not available as the Fund has not completed 12 consecutive months.

WHO IS THE FUND FOR?
Investors who:
- want exposure to global equity and fixed income securities by using a tactical investment approach to North American listed ETFs;
- want distributions payable to them annually;
- have a low to medium risk tolerance; and
- are investing for the medium and/or long term.

A WORD ABOUT TAX
In general, you'll have to pay income tax on any money you make on a fund. How much you pay depends on the tax laws where you live and whether or not you hold the fund in a registered plan, such as a Registered Retirement Savings Plan or a Tax-Free Savings Account.

Keep in mind that if you hold your fund in a non-registered account, fund distributions are included in your taxable income, whether you get them in cash or have them reinvested.

HOW MUCH DOES IT COST?
The following tables show the fees and expenses you could pay to buy, own and sell Series XUF shares of the Fund. The fees and expenses, including any commissions, can vary among series of a fund and among funds. Higher commissions can influence representatives to recommend one investment over another. Ask about other funds and investments that may be suitable for you at a lower cost.

1. SALES CHARGES
You do not pay a sales charge when you buy, redeem or switch your shares.

2. FUND EXPENSES
You don't pay these expenses directly. They affect you because they reduce the Fund's returns. The Fund's expenses are made up of the management fee, operating expenses (including administrative fees) and trading costs. The series' annual management fee is 1.00% and administrative fee is up to 0.05% of the series' value. In addition, you pay an additional fee of up to 1.00% per annum on the value of the securities vended in and held by the Purpose In-Kind Exchange Fund, plus an amount in respect of the hedging costs incurred in connection with the holdings of the Purpose In-Kind Exchange Fund, on a pro-rata basis.

Because no Series XUF shares of the Fund have ever been issued, its operating expenses and trading costs are not yet available.

More About the Trailing Commission
The Fund does not pay a trailing commission to your representative.

3. OTHER FEES
You may have to pay other fees when you buy, hold, sell or switch shares of the Fund.

Fee	What you pay
Short-term trading fee	Up to 2% of the value of the shares sold or switched within 30 days of purchase, except in limited circumstances. This fee goes to the Fund.
Switch fee	A representative may charge up to 2% of the value of the shares switched to another Purpose managed mutual fund. This fee is payable by the shareholder and goes to the shareholder's representative.
Fee-based account fee	Series XUF shares of the Fund are available to investors who have accounts with representative firms. Investors pay their representative firm a fee directly for investment advice or other services.

WHAT IF I CHANGE MY MIND?
Under securities law in some provinces and territories, you have the right to:

i. withdraw from an agreement to buy mutual funds within two business days after you receive a simplified prospectus or Fund Facts document, or
ii. cancel your purchase within 48 hours after you receive confirmation of the purchase.

In some provinces and territories, you also have the right to cancel a purchase, or in some jurisdictions, claim damages, if the simplified prospectus, annual information form, Fund Facts document or financial statements contain a misrepresentation. You must act within the time limit set by the securities law in your province or territory.

To learn more about investing in mutual funds, see the brochure **Understanding mutual funds**, which is available on the website of the Canadian Securities

For more information, see the securities law of your province or territory or ask a lawyer.

FOR MORE INFORMATION
Contact Purpose Investments Inc. or your representative for a copy of the fund's simplified prospectus and other disclosure documents. These documents and the Fund Facts make up the fund's legal documents.

Purpose Investments Inc.
130 Adelaide St. West Suite 3100
Toronto, ON M5H 3P5

T: 416.583.3850
TF: 877.789.1517
F: 416.583.3851
www.purposeinvest.com
info@purposeinvest.com

Purpose INVESTMENTS

FUND FACTS
PURPOSE INVESTMENTS INC.
PURPOSE TACTICAL ASSET ALLOCATION FUND – Series TA5
April 16, 2021

This document contains key information you should know about Purpose Tactical Asset Allocation Fund (the "Fund"). You can find more details in the fund's simplified prospectus. Ask your representative for a copy, contact Purpose Investments Inc. at 1-877-789-1517 or info@purposeinvest.com, or visit www.purposeinvest.com.

Before you invest in any fund, consider how the fund would work with your other investments and your tolerance for risk.

QUICK FACTS

Fund Code:	PFC3906	**Fund Manager:**	Purpose Investments Inc.
Date Series Started:	April 16, 2021	**Portfolio Manager:**	Richardson Wealth Limited
Total Value of Fund on March 31, 2021:	$558.2 million	**Distributions:**	Annually [1]
Management Expense Ratio (MER):	This information is not available as this is a new class.	**Minimum Investment:**	$5,000 initial $100 subsequent

WHAT DOES THE FUND INVEST IN?

The objective of the Fund is to provide long-term capital appreciation with lower volatility and correlation to the overall equity markets by investing in ETFs that are listed on North American exchanges and that represent North American equities, bonds and cash, using a tactical approach. The Fund's tactical investment approach can allocate the portfolio to equities, bonds and cash to achieve its objectives.

The charts below give you a snapshot of the fund's investments on March 31, 2021. The fund's investments will change.

TOP 10 INVESTMENTS (MARCH 31, 2021)

	Company	% of Net Asset Value
1.	S&P/TSX 60 Index ETF	39.08%
2.	Total Stock Market ETF	24.24%
3.	iShares Canadian Universe Bond Index ETF	11.93%
4.	US Short-Term Bond ETF	10.38%
5.	Canadian Short-Term Bond Index ETF	8.61%
6.	Core S&P/TSX Capped Composite Index ETF	1.85%
	Total percentage of top 10 investments	**96.10%**
	Total number of investments	**6**

INVESTMENT MIX (MARCH 31, 2021)

Sector	% of Net Asset Value
Equity Index	65.17%
Fixed Income Index	30.93%
Cash & Cash Equivalents	3.90%
Total	**100.00%**

HOW RISKY IS IT?

The value of the Fund can go down as well as up. You could lose money.

One way to gauge risk is to look at how much a fund's returns change over time. This is called "volatility".

In general, funds with higher volatility will have returns that change more over time. They typically have a greater chance of losing money and may have a greater chance of higher returns. Funds with lower volatility tend to have returns that change less over time. They typically have lower returns and may have a lower chance of losing money.

RISK RATING

Purpose Investments Inc. has rated the volatility of the Fund as **low to medium**.

Because this is a new fund, the risk rating is only an estimate by Purpose Investments Inc. Generally, the rating is based on how much the Fund's returns have changed from year to year. It doesn't tell you how volatile the Fund will be in the future. The rating can change over time. A fund with a low risk rating can still lose money.

Low	Low to Medium	Medium	Medium to High	High

For more information about the risk rating and specific risks that can affect the Fund's returns, see the "What are the Risks of Investing in the Fund?" and "Who Should

Invest In This Fund?" sections of the Fund's simplified prospectus.

NO GUARANTEES
Like most mutual funds, this Fund doesn't have any guarantees. You may not get back the amount of money you invest.

HOW HAS THE FUND PERFORMED?

This section tells you how Series TA5 shares of the Fund have performed since inception. Returns are after expenses have been deducted. These expenses reduce the Fund's returns.

Year-by-Year Returns

This chart shows how Series TA5 shares of the Fund have performed in past years. This information is not available as this is a new class.

Best and Worst 3-month Returns

This table shows the best and worst returns for Series TA5 shares of the Fund in a 3-month period. However, this information is not available as this is a new class.

Average Return

This section shows the annual return for Series TA5 shares of the Fund. However, this information is not available as the Fund has not completed 12 consecutive months.

WHO IS THE FUND FOR?

Investors who:

- want exposure to global equity and fixed income securities by using a tactical investment approach to North American listed ETFs;
- want distributions payable to them annually;
- have a low to medium risk tolerance; and
- are investing for the medium and/or long term.

A WORD ABOUT TAX

In general, you'll have to pay income tax on any money you make on a fund. How much you pay depends on the tax laws where you live and whether or not you hold the fund in a registered plan, such as a Registered Retirement Savings Plan or a Tax-Free Savings Account.

Keep in mind that if you hold your fund in a non-registered account, fund distributions are included in your taxable income, whether you get them in cash or have them reinvested.

HOW MUCH DOES IT COST?

The following tables show the fees and expenses you could pay to buy, own and sell Series XUF shares of the Fund. The fees and expenses, including any commissions, can vary among series of a fund and among funds. Higher commissions can influence representatives to recommend one investment over another. Ask about other funds and investments that may be suitable for you at a lower cost.

1. SALES CHARGES

There is only one sales charge option for Series TA5 shares of the Fund.

Sales Charge Option	What You Pay		How it Works
	In Percent (%)	In Dollars ($)	
Initial sales charge	0% to 5% of the amount you buy	$0 to $50 on every $1,000 you buy	You and your representative decide on this rate. The initial sales charge is deducted from the amount you buy. It goes to your representative's firm as a commission.

2. FUND EXPENSES

The Fund's expenses are made up of the management fee, operating expenses and trading costs. You don't pay these expenses directly. They affect you because they reduce the Fund's returns. The Series TA5 shares' annual management fee is 2.00% of the series' value. Because this class is new, operating expenses and trading costs are not yet available.

More About the Trailing Commission

The trailing commission is an ongoing commission. It is paid for as long as you own the Fund. It is for the services and advice that your representative and their firm provide to you.

Purpose Investments Inc. pays the trailing commission to your representative's firm. It is paid from the Fund's management fee and is based on the value of your investments each year.

Fee	Amount of trailing commission	
	In Percent (%)	In Dollars ($)
Trailing Commission	1.0% of the value of your investment each year	$10.00 each year on every $1,000 invested

3. OTHER FEES

You may have to pay other fees when you buy, hold, sell or switch shares of the Fund.

Fee	What you pay
Short-term trading fee	Up to 2% of the value of the shares sold or switched within 30 days of purchase, except in limited circumstances. This fee goes to the Fund.
Switch fee	A representative may charge up to 2% of the value of the shares switched to another Purpose managed mutual fund. This fee is payable by the shareholder and goes to the shareholder's representative.

WHAT IF I CHANGE MY MIND?

Under securities law in some provinces and territories, you have the right to:

iii. withdraw from an agreement to buy mutual funds within two business days after you receive a simplified prospectus or Fund Facts document, or
iv. cancel your purchase within 48 hours after you receive confirmation of the purchase.

In some provinces and territories, you also have the right to cancel a purchase, or in some jurisdictions, claim damages, if the simplified prospectus, annual information form, Fund Facts document or financial statements contain a misrepresentation. You must act within the time limit set by the securities law in your province or territory.

To learn more about investing in mutual funds, see the brochure **Understanding mutual funds**, which is available on the website of the Canadian Securities

For more information, see the securities law of your province or territory or ask a lawyer.

FOR MORE INFORMATION

Contact Purpose Investments Inc. or your representative for a copy of the fund's simplified prospectus and other disclosure documents. These documents and the Fund Facts make up the fund's legal documents.

Purpose Investments Inc.
130 Adelaide St. West Suite 3100
Toronto, ON M5H 3P5

T: 416.583.3850
TF: 877.789.1517
F: 416.583.3851
www.purposeinvest.com
info@purposeinvest.com

Purpose INVESTMENTS

FUND FACTS
PURPOSE INVESTMENTS INC.

PURPOSE TACTICAL ASSET ALLOCATION FUND - Series TF5

April 16, 2021

This document contains key information you should know about Purpose Tactical Asset Allocation Fund (the "Fund"). You can find more details in the fund's simplified prospectus. Ask your representative for a copy, contact Purpose Investments Inc. at 1-877-789-1517 or info@purposeinvest.com, or visit www.purposeinvest.com.

Before you invest in any fund, consider how the fund would work with your other investments and your tolerance for risk.

QUICK FACTS

Fund Code:	PFC3905	**Fund Manager:**	Purpose Investments Inc.
Date Series Started:	April 16 2021	**Portfolio Manager:**	Richardson Wealth Limited
Total Value of Fund on March 31, 2021:	$558.2 million	**Distributions:**	Annually [1]
Management Expense Ratio (MER):	This information is not available as this is a new class.	**Minimum Investment:**	$5,000 initial $100 subsequent

WHAT DOES THE FUND INVEST IN?

The objective of the Fund is to provide long-term capital appreciation with lower volatility and correlation to the overall equity markets by investing in ETFs that are listed on North American exchanges and that represent North American equities, bonds and cash, using a tactical approach. The Fund's tactical investment approach can allocate the portfolio to equities, bonds and cash to achieve its objectives.

The charts below give you a snapshot of the fund's investments on March 31, 2021. The fund's investments will change.

TOP 10 INVESTMENTS (MARCH 31, 2021)

	Company	% of Net Asset Value
1.	S&P/TSX 60 Index ETF	39.08%
2.	Total Stock Market ETF	24.24%
3.	iShares Canadian Universe Bond Index ETF	11.93%
4.	US Short-Term Bond ETF	10.38%
5.	Canadian Short-Term Bond Index ETF	8.61%
6.	Core S&P/TSX Capped Composite Index ETF	1.85%
	Total percentage of top 10 investments	**96.10%**
	Total number of investments	**6**

INVESTMENT MIX (MARCH 31, 2021)

Sector	% of Net Asset Value
Equity Index	65.17%
Fixed Income Index	30.93%
Cash & Cash Equivalents	3.90%
Total	**100.00%**

HOW RISKY IS IT?

The value of the Fund can go down as well as up. You could lose money.

One way to gauge risk is to look at how much a fund's returns change over time. This is called "volatility".

In general, funds with higher volatility will have returns that change more over time. They typically have a greater chance of losing money and may have a greater chance of higher returns. Funds with lower volatility tend to have returns that change less over time. They typically have lower returns and may have a lower chance of losing money.

RISK RATING

Purpose Investments Inc. has rated the volatility of the Fund as **low to medium**.

Because this is a new fund, the risk rating is only an estimate by Purpose Investments Inc. Generally, the rating is based on how much the Fund's returns have changed from year to year. It doesn't tell you how volatile the Fund will be in the future. The rating can change over time. A fund with a low risk rating can still lose money.

Low	Low to Medium	Medium	Medium to High	High

For more information about the risk rating and specific risks that can affect the Fund's returns, see the "What are the Risks of Investing in the Fund?" and "Who Should Invest In This Fund?" sections of the Fund's simplified prospectus.

NO GUARANTEES
Like most mutual funds, this Fund doesn't have any guarantees. You may not get back the amount of money you invest.

HOW HAS THE FUND PERFORMED?
This section tells you how Series TF5 shares of the Fund have performed since inception. Returns are after expenses have been deducted. These expenses reduce the Fund's returns.

Year-by-Year Returns
This chart shows how Series TF5 shares of the Fund have performed in past years. This information is not available as this is a new class.

Best and Worst 3-month Returns
This table shows the best and worst returns for Series TF5 shares of the Fund in a 3-month period. However, this information is not available as this is a new class.

Average Return
This section shows the annual return for Series TF5 shares of the Fund. However, this information is not available as the Fund has not completed 12 consecutive months.

WHO IS THE FUND FOR?
Investors who:

- want exposure to global equity and fixed income securities by using a tactical investment approach to North American listed ETFs;
- want distributions payable to them annually;
- have a low to medium risk tolerance; and
- are investing for the medium and/or long term.

A WORD ABOUT TAX
In general, you'll have to pay income tax on any money you make on a fund. How much you pay depends on the tax laws where you live and whether or not you hold the fund in a registered plan, such as a Registered Retirement Savings Plan or a Tax-Free Savings Account.

Keep in mind that if you hold your fund in a non-registered account, fund distributions are included in your taxable income, whether you get them in cash or have them reinvested.

HOW MUCH DOES IT COST?
The following tables show the fees and expenses you could pay to buy, own and sell Series TF5 shares of the Fund. The fees and expenses, including any commissions, can vary among series of a fund and among funds. Higher commissions can influence representatives to recommend one investment over another. Ask about other funds and investments that may be suitable for you at a lower cost.

1. SALES CHARGES
You do not pay a sales charge when you buy, redeem or switch your shares.

2. FUND EXPENSES
The Fund's expenses are made up of the management fee, operating expenses and trading costs. You don't pay these expenses directly. They affect you because they reduce the Fund's returns. The Series TF5 shares' annual management fee is 1.00% of the series' value. Because this class is new, operating expenses and trading costs are not yet available.

More About the Trailing Commission
The Fund does not pay a trailing commission to your representative.

3. OTHER FEES
You may have to pay other fees when you buy, hold, sell or switch shares of the Fund.

Fee	What you pay
Short-term trading fee	Up to 2% of the value of the shares sold or switched within 30 days of purchase, except in limited circumstances. This fee goes to the Fund.
Switch fee	A representative may charge up to 2% of the value of the shares switched to another Purpose managed mutual fund. This fee is payable by the shareholder and goes to the shareholder's representative.
Fee-based account fee	Series TF5 shares of the Fund are available to investors who have accounts with representative firms. Investors pay their representative firm a fee directly for investment advice or other services.

WHAT IF I CHANGE MY MIND?
Under securities law in some provinces and territories, you have the right to:

v. withdraw from an agreement to buy mutual funds within two business days after you receive a simplified prospectus or Fund Facts document, or
vi. cancel your purchase within 48 hours after you receive confirmation of the purchase.

In some provinces and territories, you also have the right to cancel a purchase, or in some jurisdictions, claim damages, if the simplified prospectus, annual information form, Fund Facts document or financial statements contain a misrepresentation. You must act within the time limit set by the securities law in your province or territory.

To learn more about investing in mutual funds, see the brochure **Understanding mutual funds**, which is available on the website of the Canadian Securities

For more information, see the securities law of your province or territory or ask a lawyer.

FOR MORE INFORMATION
Contact Purpose Investments Inc. or your representative for a copy of the fund's simplified prospectus and other disclosure documents. These documents and the Fund Facts make up the fund's legal documents.

Purpose Investments Inc.
130 Adelaide St. West Suite 3100
Toronto, ON M5H 3P5

T: 416.583.3850
TF: 877.789.1517
F: 416.583.3851
www.purposeinvest.com
info@purposeinvest.com