

PURPOSE TACTICAL ASSET ALLOCATION FUND

Adjust to the markets
as they change

Purpose
INVESTMENTS

Where thoughtful
Canadians invest.



Automatically adjust asset allocation to generate absolute returns

Get systematic rebalancing between equity and fixed income;
Via a proven, model-driven approach predicated on reading key market signals.

ACCUMULATION		DISTRIBUTION
ETF TICKER	RTA	--
MGMT FEES	0.75%	--
SERIES F	PFC3901	PFC3905
MGMT FEES	0.75%	0.75%
SERIES A	PFC3900	PFC3906
MGMT FEES	1.75%	1.75%

Inception date (Series F): NOV 16, 2015



DIVERSIFICATION



CAPITAL PRESERVATION



CORPORATE CLASS

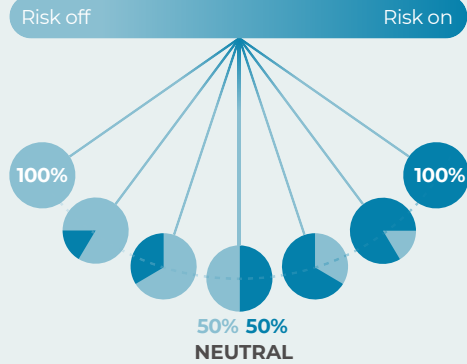


LOW TO MEDIUM RISK

Driven by a systematic analytical model

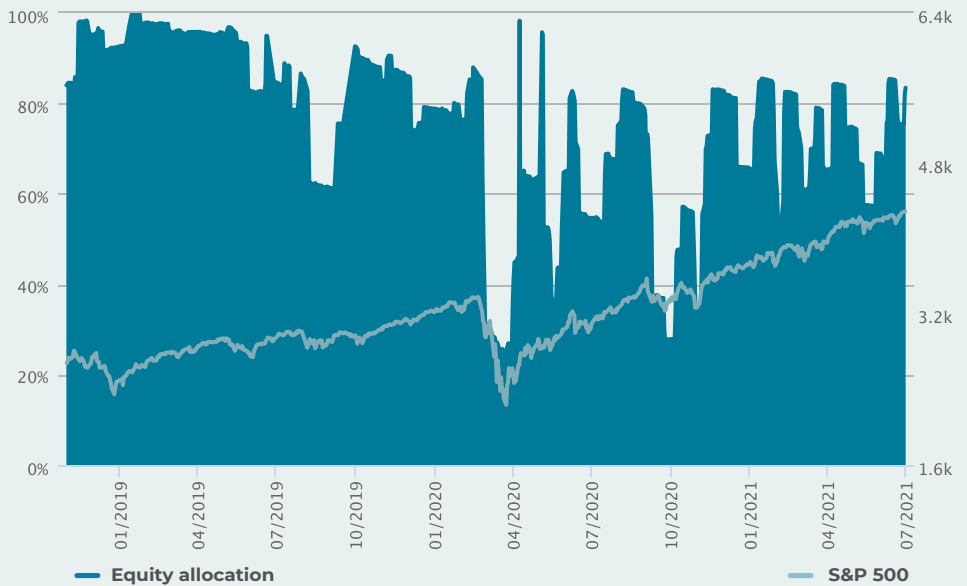
FIXED INCOME ALLOCATION

EQUITY ALLOCATION



- Automatically reduce market exposure in negative market environments and increase during positive environments
- Systematic approach governs 90% of the portfolio, removing emotional biases

Quick response to shifting markets

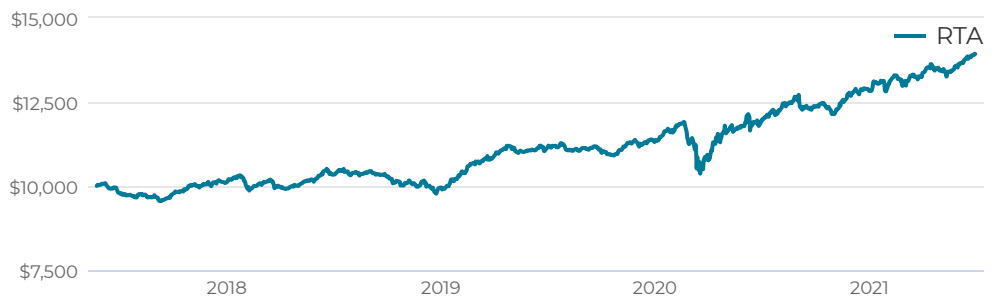


Performance that captures the prevailing market conditions

AS AT JUN 30, 2021

FUND	ACCUMULATION						SINCE INCEPTION		
	1M	3M	YTD	1Y	3Y	5Y	RETURN	VOL	MER
RTA	3.00%	5.00%	8.59%	16.76%	10.49%	--	8.42%	8.13%	0.80%
PFC3901	3.01%	5.01%	8.60%	16.77%	10.49%	8.81%	7.66%	7.57%	0.81%
PFC3900	2.91%	4.72%	8.01%	15.50%	9.31%	7.64%	6.49%	7.57%	1.90%

GROWTH OF \$10,000



Managed By

RICHARDSON

Wealth

CONNECTED WEALTH

- Led by Chief Investment Officer Craig Basinger
- Combines a top-down Market Cycle Framework with fundamental research to build strategies to help reduce volatility and risk
- Directly manages more than \$600M in assets across equity, bond and ETF strategies

Commissions, trailing commissions, management fees and expenses all may be associated with investment funds. Please read the prospectus before investing. If the securities are purchased or sold on a stock exchange, you may pay more or receive less than the current net asset value. The indicated rates of return are the historical annual compounded total returns including changes in share/unit value and reinvestment of all distributions and do not take into account sales, redemption, distribution or optional charges or income taxes payable by any securityholder that would have reduced returns. Investment funds are not guaranteed, their values change frequently and past performance may not be repeated.

