

A close-up photograph of a person's hands gripping the white steering wheel of a boat. The scene is set at sunset, with a warm, golden light illuminating the hands and the boat's railing. The person is wearing a white t-shirt with horizontal stripes in red, blue, and black. The background shows a blurred view of the sea and sky.

# PURPOSE STRUCTURED EQUITY YIELD FUND

Generate attractive income in  
a tax-efficient manner with  
contingent downside protection

**Purpose**  
INVESTMENTS

Where thoughtful  
Canadians invest.

# An equity-based approach to generate attractive income with contingent protection against losses

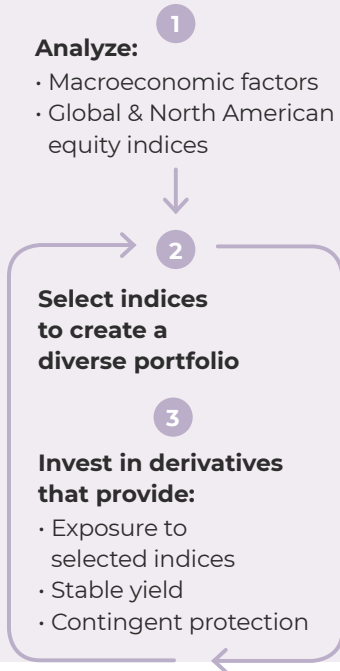
**Provides** attractive yield with modest correlation to equity markets; **Through** an actively managed derivative-based strategy with contingent downside protection.

<b>SERIES F</b>	<b>PFC6201</b>
MGMT FEES	0.65%
<b>SERIES A</b>	<b>PFC6200</b>
MGMT FEES	1.65%

Inception date: APR 14, 2020

-   
**TAX EFFICIENT MONTHLY DISTRIBUTION**
-   
**CORPORATE CLASS**
-   
**CONTINGENT DOWNSIDE PROTECTION**
-   
**GLOBAL DIVERSIFICATION**
-   
**LOW TO MEDIUM RISK**

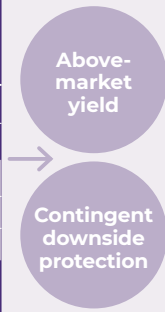
## Our Investment Approach



## Contingent Protection and Stable Yield

The portfolio has exposure to multiple reference indices with multiple maturity dates through the use of derivatives.


Portfolio		Single reference index level at maturity	Price in portfolio at maturity
Index	Maturity		
Index 1	12/30/26	130	\$100
	12/30/27		
	12/30/28		
Index 2	06/30/26	115	\$100
Index 3	12/30/27	100	\$100
Index 4	06/30/27	85	\$100
Index 5	12/30/28	70	\$100
...		<i>Maturity barrier</i>	
		69	\$69
		55	\$55




**The overall portfolio is designed to:**

- Generate an attractive yield and protect against moderate declines in the value of the reference indices.


## Additional Features

-  **Tax-efficient** Capital Gains distribution  
Distribution Yield: 6.31%

---

-  **Continuous investment** in derivatives for perpetual investment with no maturity

---

-  **Daily subscriptions** and redemptions

## Managed By Purpose Investments



**Jason Chen, CFA FRM**  
Portfolio Manager,  
Systematic Investing  
Purpose Investments

## Strong Diversification of Reference Indices

AS AT APR 30, 2026

GEOGRAPHY	INDEX	WEIGHT	MAX
United States	iShares Core S&P 500 Index (CAD- Hedged)	22.26%	60%
	iShares NASDAQ 100 Index (CAD-Hedged)	14.99%	
	iShares U.S. Small Cap Index (CAD-Hedged)	11.64%	
	BMO Equal Weight US Banks Hedged to CAD Index	10.34%	
	BMO Dow Jones Industrial Average Hedged to CAD Index	1.56%	
Canada	iShares S&P/TSX 60 Index	16.08%	60%
	Cash and Cash Equivalents	4.26%	
	iShares S&P/TSX Capped Energy Index	4.21%	
	iShares S&P/TSX Capped Utilities Index	3.13%	
	BMO S&P TSX Equal Weight Banks Index	1.83%	
International	iShares MSCI Emerging Markets Index	3.34%	25%
Global	iShares S&P/TSX Global Gold Index	6.38%	20%

Commissions, trailing commissions, management fees and expenses all may be associated with investment funds. Please read the prospectus before investing. If the securities are purchased or sold on a stock exchange, you may pay more or receive less than the current net asset value. Investment funds are not guaranteed, their values change frequently and past performance may not be repeated.

