

PURPOSE STRUCTURED EQUITY YIELD FUND

Generate attractive income in
a tax-efficient manner with
contingent downside protection

Purpose
INVESTMENTS

Where thoughtful
Canadians invest.

An equity-based approach to generate attractive income with contingent protection against losses

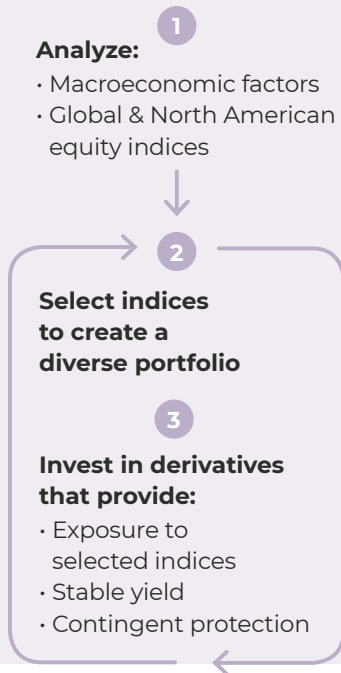
Provides attractive yield with modest correlation to equity markets; **Through** an actively managed derivative-based strategy with contingent downside protection.

SERIES F	PFC6201
MGMT FEES	0.65%
SERIES A	PFC6200
MGMT FEES	1.65%

Inception date: APR 14, 2020

- 
TAX EFFICIENT MONTHLY DISTRIBUTION
- 
CORPORATE CLASS
- 
CONTINGENT DOWNSIDE PROTECTION
- 
GLOBAL DIVERSIFICATION
- 
LOW TO MEDIUM RISK

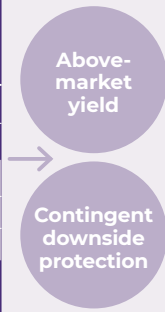
Our Investment Approach



Contingent Protection and Stable Yield

The portfolio has exposure to multiple reference indices with multiple maturity dates through the use of derivatives.




Portfolio		Single reference index level at maturity	Price in portfolio at maturity
Index	Maturity		
Index 1	12/30/26	130	\$100
	12/30/27		
	12/30/28		
Index 2	06/30/26	115	\$100
Index 3	12/30/27	100	\$100
Index 4	06/30/27	85	\$100
Index 5	12/30/28	70	\$100
...	...	<i>Maturity barrier</i>	
		69	\$69
		55	\$55



The overall portfolio is designed to:

- Generate an attractive yield and protect against moderate declines in the value of the reference indices.

Additional Features

-  **Tax-efficient** Capital Gains distribution
Distribution Yield: 6.31%
-  **Continuous investment** in derivatives for perpetual investment with no maturity
-  **Daily subscriptions** and redemptions

Managed By Purpose Investments



Jason Chen, CFA FRM
Portfolio Manager,
Systematic Investing
Purpose Investments

Strong Diversification of Reference Indices

AS AT DEC 31, 2025

GEOGRAPHY	INDEX	WEIGHT	MAX
United States	iShares Core S&P 500 Index (CAD- Hedged)	17.96%	60%
	iShares U.S. Small Cap Index (CAD-Hedged)	15.71%	
	BMO Equal Weight US Banks Hedged to CAD Index	10.47%	
	iShares NASDAQ 100 Index (CAD-Hedged)	9.53%	
	BMO Dow Jones Industrial Average Hedged to CAD Index	1.58%	
Canada	iShares S&P/TSX 60 Index	15.88%	60%
	iShares S&P/TSX Capped Energy Index	10.00%	
	Cash and Cash Equivalents	7.80%	
	iShares S&P/TSX Capped Utilities Index	2.60%	
	BMO S&P TSX Equal Weight Banks Index	1.33%	
International	iShares MSCI Emerging Markets Index	1.80%	25%
Global	iShares S&P/TSX Global Gold Index	5.34%	20%

Commissions, trailing commissions, management fees and expenses all may be associated with investment funds. Please read the prospectus before investing. If the securities are purchased or sold on a stock exchange, you may pay more or receive less than the current net asset value. Investment funds are not guaranteed, their values change frequently and past performance may not be repeated.

