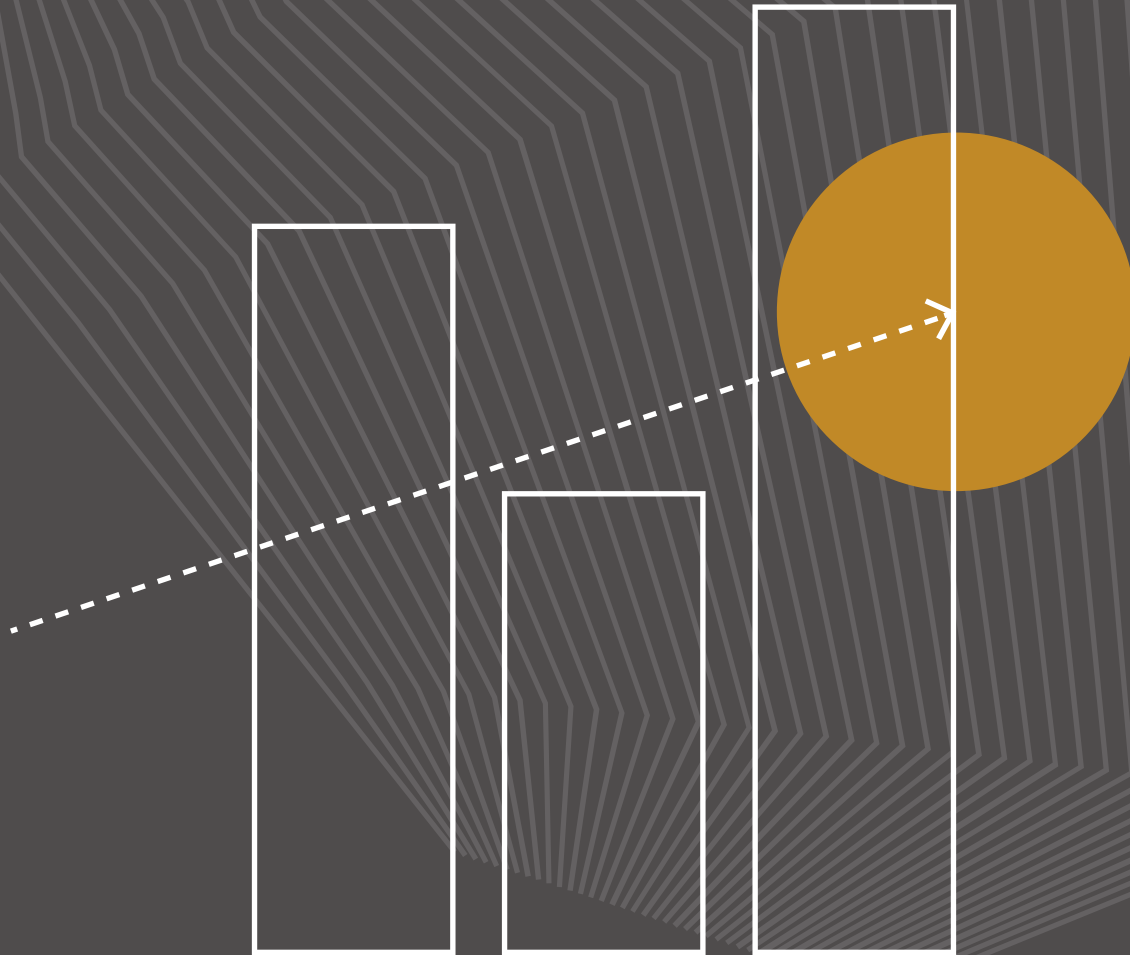


FOUNDATION WEALTH INCOME POOL



Foundation
Wealth Partners

A diversified portfolio of securities selected for the best potential for capital preservation and reliable income.

A portfolio of securities selected to provide diversification across a broad scope of fixed income securities with a focus on regular cash flow and capital preservation.

SERIES E	PFC8188
MGMT FEES	0.25%
SERIES F	PFC8101
MGMT FEES	0.75%

Inception date: APR 1, 2020

Yield: 2.64%



CAPITAL PRESERVATION



INCOME



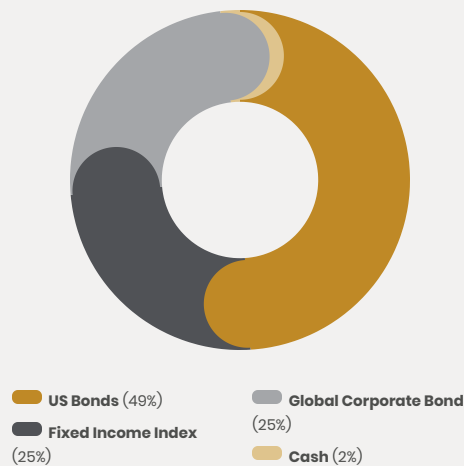
LOW RISK

Our Investment Approach

- Focus is to diversify across a global geographic of developed economies with the best fixed income teams.
- Securities selected to provide exposure to a broad range of fixed income securities including government, corporate, private and retail debt instruments.
- Investment selection is open to include non-traditional holdings with consistent cash flow.

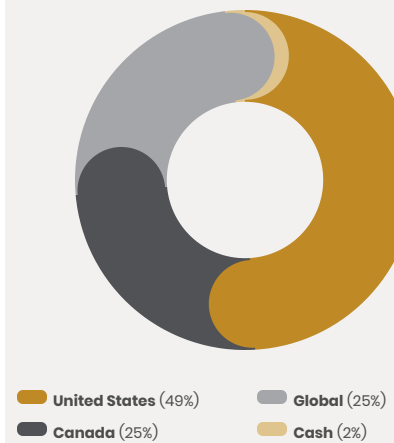
Sector Breakdown

AS AT SEP 30, 2021



Geographic Breakdown

AS AT SEP 30, 2021



Managed By Foundation Wealth Partners

Knowledge Wisdom Integrity
A critical thinking firm, committed to delivering independent advice and efficient portfolio management. An experienced advisory practice advising:

- Individuals, families and trusts
- Family Enterprises, Business Families
- Family Offices
- Business Successions
- Liquidity Events

Holding Breakdown

AS AT SEP 30, 2021

HOLDINGS	WEIGHTING
Manulife Strategic Income, Class F	9.94%
IA Clarington Core Plus Bond Fund	9.88%
TD Fixed Income Bond Pool Registered, F Series	9.76%
BMO Aggregate Bond Index ETF	9.72%
Capital Direct I Income Trust, Class F	9.17%
BMO Global Multi-Sector Bond Fund ETF	8.91%
Ia Clarington Loomis Global Multisector Bond Fund	8.88%
BMO High Quality Corporate Bond Index ETF	7.37%
Big Banc Split Corp. Preferred, Series A	6.08%
Floating Rate High Yield ETF	4.99%

Commissions, trailing commissions, management fees and expenses all may be associated with investment funds. Please read the prospectus before investing. If the securities are purchased or sold on a stock exchange, you may pay more or receive less than the current net asset value. The indicated rates of return are the historical annual compounded total returns including changes in share/unit value and reinvestment of all distributions and do not take into account sales, redemption, distribution or optional charges or income taxes payable by any securityholder that would have reduced returns. Investment funds are not guaranteed, their values change frequently and past performance may not be repeated.