


FOUNDATION WEALTH EQUITY POOL



Foundation
Wealth Partners

A core portfolio holding to grow capital through global equity market investments.

An Alpha-driven portfolio of securities selected with the goal of growth of capital over time

SERIES E PFC8088
MGMT FEES 0.25%

Inception date: APR 1, 2020

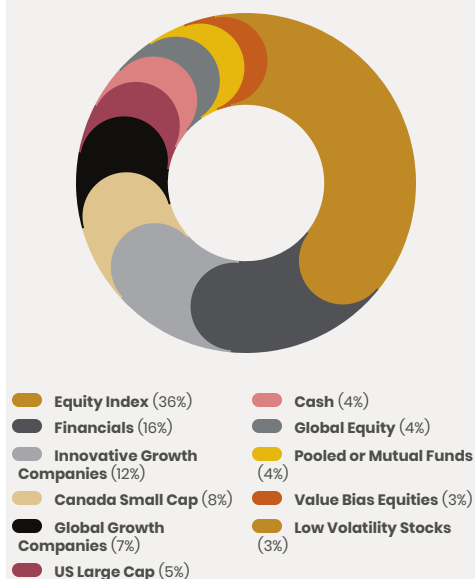


Our Investment Approach

- **An actively managed portfolio of managed products**, individual securities, index funds, and targeted strategy funds including smart-beta, alternative strategies and private equity.
- **Globally diversified** across developed economy markets.
- **Identify Alpha managed investments** where available.
- **Select efficient Beta products** where Alpha is not available.
- **Participate in large, mid and small** capitalization segments within markets.

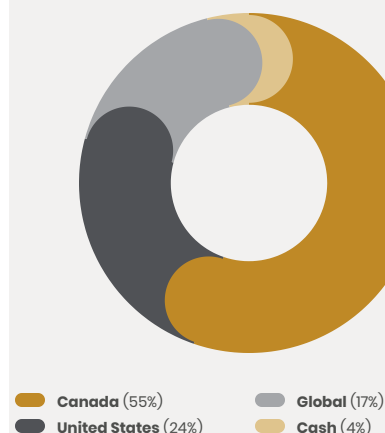
Sector Breakdown

AS AT DEC 29, 2023



Geographic Breakdown

AS AT DEC 29, 2023



Sub-advised by Foundation Wealth Partners

Knowledge Wisdom Integrity
A critical thinking firm, committed to delivering independent advice and efficient portfolio management. An experienced advisory practice advising:

- Individuals, families and trusts
- Family Enterprises, Business Families
- Family Offices
- Business Successions
- Liquidity Events

Holding Breakdown

AS AT DEC 29, 2023

HOLDINGS	WEIGHTING
Fidelity Small Cap America CI F	9.99%
NEI Canadian Small Cap Equity Fund	7.53%
BMO MSCI Emerging Markets Index ETF	7.51%
Dynamic Power Global Growth Fund, Class F	7.24%
Berkshire Hathaway Inc	7.13%
Fidelity International High Quality Index ETF	5.14%
Big Banc Split Corp	4.97%
Canoe Defensive International Equity Fund, F	4.95%
Invesco International Developed Dynamic Multifacto	4.88%
Invesco S&P 500 Equal Weighted Index ETF	4.69%



Commissions, trailing commissions, management fees and expenses all may be associated with investment funds. Please read the prospectus before investing. If the securities are purchased or sold on a stock exchange, you may pay more or receive less than the current net asset value. The indicated rates of return are the historical annual compounded total returns including changes in share/unit value and reinvestment of all distributions and do not take into account sales, redemption, distribution or optional charges or income taxes payable by any securityholder that would have reduced returns. Investment funds are not guaranteed, their values change frequently and past performance may not be repeated.