


FOUNDATION WEALTH EQUITY POOL



Foundation
Wealth Partners

A core portfolio holding to grow capital through global equity market investments.

An Alpha driven portfolio of securities selected for the best potential for growth of capital over time.



CAPITAL APPRECIATION



GLOBAL



MEDIUM RISK

SERIES E	PFC8088
MGMT FEES	0.25%
SERIES F	PFC8001
MGMT FEES	0.75%

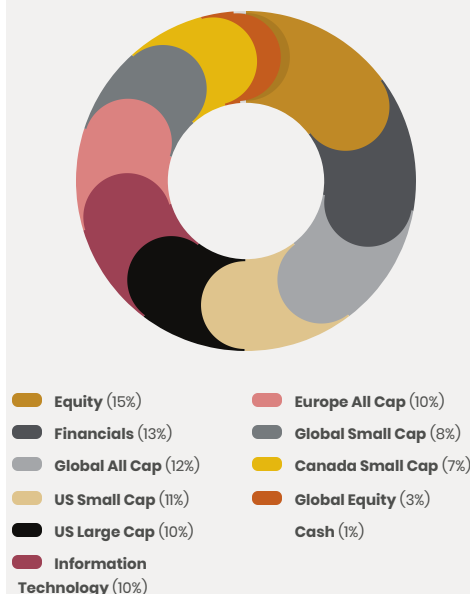
Inception date: APR 1, 2020

Our Investment Approach

- **An actively managed portfolio of managed products**, individual securities, index funds, and targeted strategy funds including smart-beta, alternative strategies and private equity.
- **Globally diversified** across developed economy markets.
- **Identify Alpha managed investments** where available.
- **Select efficient Beta products** where Alpha is not available.
- **Participate in large, mid and small** capitalization segments within markets.

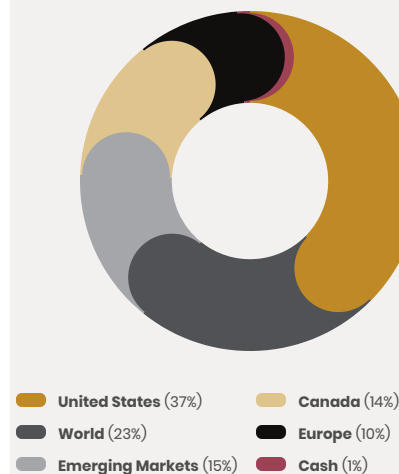
Sector Breakdown

AS AT SEP 30, 2021



Geographic Breakdown

AS AT SEP 30, 2021



Managed By Foundation Wealth Partners

Knowledge Wisdom Integrity
A critical thinking firm, committed to delivering independent advice and efficient portfolio management. An experienced advisory practice advising:

- Individuals, families and trusts
- Family Enterprises, Business Families
- Family Offices
- Business Successions
- Liquidity Events

Holding Breakdown

AS AT SEP 30, 2021

HOLDINGS	WEIGHTING
Nbi Diversified Emerging Markets Equity Fund,	14.82%
Fidelity Small Cap America Fund - P5	10.52%
Fidelity Global Innovators Class - P5	10.01%
Invesco Europlus Fund Series F	9.69%
Fidelity Global Growth And Value Fund - P5	8.31%
NEI Canadian Small Cap Equity Fund	7.43%
Berkshire Hathaway Inc	6.91%
Dynamic Power Global Growth Fund, Class F	6.72%
Big Banc Split Corp	6.09%
Invesco S&P 500 Equal Weighted Index ETF	5.10%



Commissions, trailing commissions, management fees and expenses all may be associated with investment funds. Please read the prospectus before investing. If the securities are purchased or sold on a stock exchange, you may pay more or receive less than the current net asset value. The indicated rates of return are the historical annual compounded total returns including changes in share/unit value and reinvestment of all distributions and do not take into account sales, redemption, distribution or optional charges or income taxes payable by any securityholder that would have reduced returns. Investment funds are not guaranteed, their values change frequently and past performance may not be repeated.