


# FOUNDATION WEALTH DIVERSIFIER POOL



**Foundation**  
Wealth Partners

**A non-core holding to reduce portfolio volatility through investments with low correlation with broad markets.**

A multi-strategy global portfolio of investments that compliment a traditional mix of equity and fixed income investments.



<b>SERIES E</b>	<b>PFC8288</b>
MGMT FEES	0.25%
<b>SERIES F</b>	<b>PFC8201</b>
MGMT FEES	0.75%

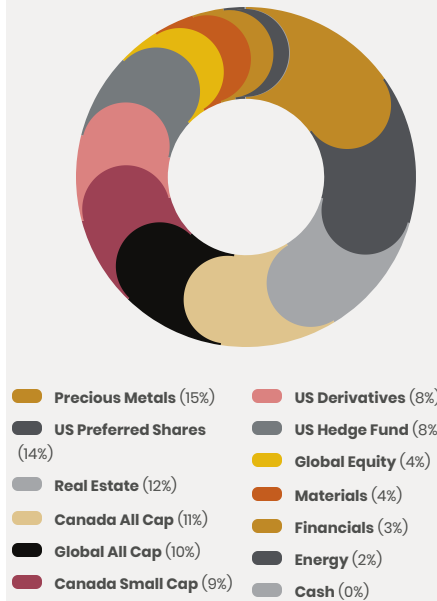
Inception date: APR 15, 2020

**Our Investment Approach**

- **Securities are selected to compliment the holdings** in core equity and income pools.
- **Focus on the best investment managers** available anywhere in the world.
- **An actively managed product with the ability to select individual securities**, index funds and targeted-strategy funds including smart beta, alternative and private equity strategies.
- **Investments selection is open to include strategies that participate in equity markets** using derivatives and leveraged strategies, capped at 10% of the portfolio's assets.

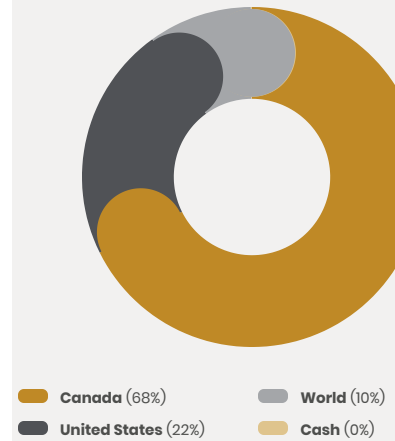
**Sector Breakdown**

AS AT SEP 30, 2021



**Geographic Breakdown**

AS AT SEP 30, 2021



**Managed By Foundation Wealth Partners**

Knowledge Wisdom Integrity  
A critical thinking firm, committed to delivering independent advice and efficient portfolio management. An experienced advisory practice advising:

- Individuals, families and trusts
- Family Enterprises, Business Families
- Family Offices
- Business Successions
- Liquidity Events

**Holding Breakdown**

AS AT SEP 30, 2021

HOLDINGS	WEIGHTING
Purpose Gold Bullion Fund	15.17%
Dynamic Preferred Yield Fund	14.21%
CI First Asset Canadian REIT ETF	11.92%
Purpose Tactical Asset Allocation Fund	11.08%
TD Active Global Infrastructure Equity ETF	9.86%
Atrium Mortgage Investment Corp	8.59%
Purpose Premium Yield Fund	8.15%
Dynamic Alpha Performance Fund II	8.14%
Other	3.95%
Dynamic Strategic Gold Class	3.86%

Commissions, trailing commissions, management fees and expenses all may be associated with investment funds. Please read the prospectus before investing. If the securities are purchased or sold on a stock exchange, you may pay more or receive less than the current net asset value. The indicated rates of return are the historical annual compounded total returns including changes in share/unit value and reinvestment of all distributions and do not take into account sales, redemption, distribution or optional charges or income taxes payable by any securityholder that would have reduced returns. Investment funds are not guaranteed, their values change frequently and past performance may not be repeated.