


FOUNDATION WEALTH DIVERSIFIER POOL



Foundation
Wealth Partners

A non-core holding to reduce portfolio volatility through investments with low correlation with broad markets.

A multi-strategy global portfolio of investments that compliment a traditional mix of equity and fixed income investments.



CAPITAL APPRECIATION



GLOBAL



HIGH RISK

SERIES E	PFC8288
MGMT FEES	0.25%
SERIES F	PFC8201
MGMT FEES	0.75%

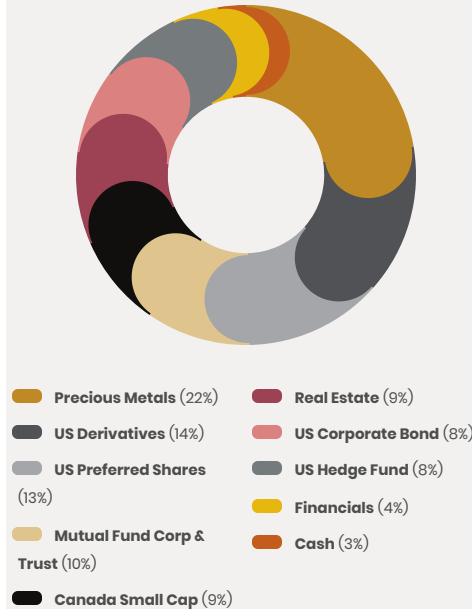
Inception date: APR 15, 2020

Our Investment Approach

- **Securities are selected to compliment the holdings** in core equity and income pools.
- **Focus on the best investment managers** available anywhere in the world.
- **An actively managed product with the ability to select individual securities**, index funds and targeted-strategy funds including smart beta, alternative and private equity strategies.
- **Investments selection is open to include strategies that participate in equity markets** using derivatives and leveraged strategies, capped at 10% of the portfolio's assets.

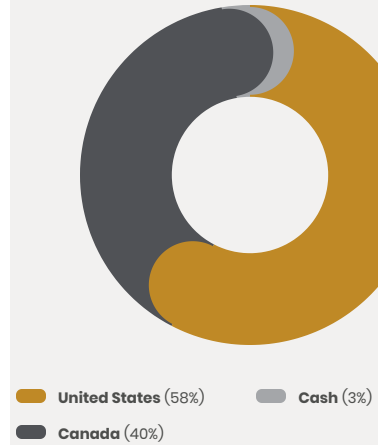
Sector Breakdown

AS AT SEP 30, 2020



Geographic Breakdown

AS AT SEP 30, 2020



Managed By Foundation Wealth Partners

Knowledge Wisdom Integrity
A critical thinking firm, committed to delivering independent advice and efficient portfolio management. An experienced advisory practice advising:

- Individuals, families and trusts
- Family Enterprises, Business Families
- Family Offices
- Business Successions
- Liquidity Events

Holding Breakdown

AS AT SEP 30, 2020

HOLDINGS	WEIGHTING
Purpose Gold Bullion Fund	15.73%
Purpose Premium Yield Fund	14.26%
Dynamic Preferred Yield Fund	13.12%
Purpose Tactical Asset Allocation Fund Class 6	9.91%
Atrium Mortgage Investment Corp	8.81%
CI First Asset Canadian REIT ETF	8.80%
PH&N High Yield Bond Fund	7.94%
Dynamic Alpha Performance Fund II	7.84%
iShares Gold Trust	6.59%
Canadian Banks Auto Callable Contingent Income,	4.34%

Commissions, trailing commissions, management fees and expenses all may be associated with investment funds. Please read the prospectus before investing. If the securities are purchased or sold on a stock exchange, you may pay more or receive less than the current net asset value. The indicated rates of return are the historical annual compounded total returns including changes in share/unit value and reinvestment of all distributions and do not take into account sales, redemption, distribution or optional charges or income taxes payable by any securityholder that would have reduced returns. Investment funds are not guaranteed, their values change frequently and past performance may not be repeated.